



Oxford Read and Imagine

The New Glasses

By Paul Shipton • Illustrated by Fabiano Fiorin

Today Ben's wearing new glasses. What happens when he plays ball with his friends in the school playground? And what happens when Grandpa makes Ben some fantastic new glasses?

Word count for this story: 588 words

Read and Imagine provides great stories to read and enjoy, with language support, activities, and projects. Follow Rosie, Ben, and Grandpa on their exciting adventures ...

Series Consultant: Paul Shipton

ES Early Starter 30 headwords	S Starter 100 headwords	B Beginner 150 headwords
1 Level 1 300 headwords	2 Level 2 450 headwords	
3 Level 3 600 headwords	4 Level 4 750 headwords	
5 Level 5 900 headwords	6 Level 6 1,050 headwords	

Also available:


- Audio Pack
- Activity Book



You can also enjoy this non-fiction book from Oxford Read and Discover.

OXFORD
UNIVERSITY PRESS

www.oup.com/elt




SHAPING learning TOGETHER

ISBN 978-0-19-470930-9



Oxford Read and Imagine

The New Glasses






Oxford Read and Imagine

The New Glasses

By Paul Shipton

Illustrated by Fabiano Fiorin

Activities by Hannah Fish



Contents

• The New Glasses	2
• Activities	20
• Project	28
• Picture Dictionary	30
• About Read and Imagine . .	32
• Key (Activities for Exam Practice) . . .	32

OXFORD
UNIVERSITY PRESS

Hello!
My name is Ben.

Hello!
My name is Rosie.

This is
Grandpa.

This is Grandpa's
van. It's fantastic!




Ben
Rosie's brother



Rosie
Ben's sister



Grandpa



Clunk
Grandpa's robot



Max
Ben's friend



A boy in the
playground

Now let's read this story,
The New Glasses!

Ben and Max are in the school playground.

‘Are you wearing new glasses?’
Max asks.

‘Yes,’ says Ben. ‘Do you like them?’

‘They’re very nice,’ says Max.



Some boys are playing a game with a ball.

‘Can we play, too?’ Max asks them.

‘OK,’ says the boy with the ball.

Ben takes off his new glasses. ‘I can’t run and play in them,’ he says.

The boy with the ball shouts,
'Catch!'

He throws the ball to Ben.

But Ben is putting his glasses
in his pocket. The ball hits
the glasses and they fall.

The boy runs to Ben. 'I'm sorry!'
he says.

'Are your new glasses OK?' Max asks.

Ben looks at the glasses. He is sad.

'No, look,' he says. 'They're broken!'

They're broken!



Ben has a bad day at school.
He sits down close to the board, but he can't see the numbers on it. His teacher writes a question, but Ben can't read it.

At four o'clock, Rosie sees Ben.
'Where are your new glasses?'
she asks him.



Soon Grandpa and
Clunk are here.
'Where are your
new glasses, Ben?'
asks Clunk.
Ben is very sad.






At home, Ben gets some tape and sits down at the table.

‘What are you doing?’ asks Rosie.

‘I want to fix my glasses,’ says Ben.

‘You can’t fix them with tape!’ says Grandpa.

Ben gives his broken glasses to Grandpa. ‘Can you fix them for me, please?’ he asks.



‘No,’ says Grandpa, ‘but I can make you some fantastic NEW glasses! I can give them to you at breakfast.’



In the morning, Grandpa gives Ben his new glasses.

‘Thanks, Grandpa!’ says Ben.

Grandpa looks out the window. ‘It’s a sunny day,’ he says. ‘Let’s ride our bikes to school today!’

‘Great!’ says Rosie.

Soon they are on their bikes. Max is there with his bike, too.

‘Let’s go!’ says Grandpa. ‘We can ride on the bike path.’

Ben is happy. He likes his new glasses.



They come to a bridge over a road.
A cat runs in front of them.
'Ben!' shouts Rosie. 'Don't hit that cat!'



Ben stops his bike, but
his new glasses fall.
'Oh no!' shouts Ben.




'Quick,' says
Rosie. 'Get your
glasses, Ben.'

But there is a strong wind. The glasses
are on the bridge and then – oh no! –
they fall onto the road under the bridge.
'Quick, Clunk!' Ben says. 'Please get
them. A car's coming!'



➔ Go to page 25 for activities.

But Clunk can't get the glasses.
Ben watches the car. It's
coming at the glasses. The
man in the car can't see them.
And then ...



The car doesn't
hit the glasses.
'They're OK!'
says Max.





But there is a big
yellow school bus
on the road, too.

It doesn't go close to
the glasses. It goes
ON them.

'Oh no!' says Ben. 'Now
they're broken, too!'


The glasses fly up.



➔ Go to page 26 for activities.

‘Catch them, Ben!’ says Grandpa.

Ben looks up. He jumps with his hands out ... and catches the glasses!



They're not broken!

Then he looks at them.

‘They’re NOT broken!’

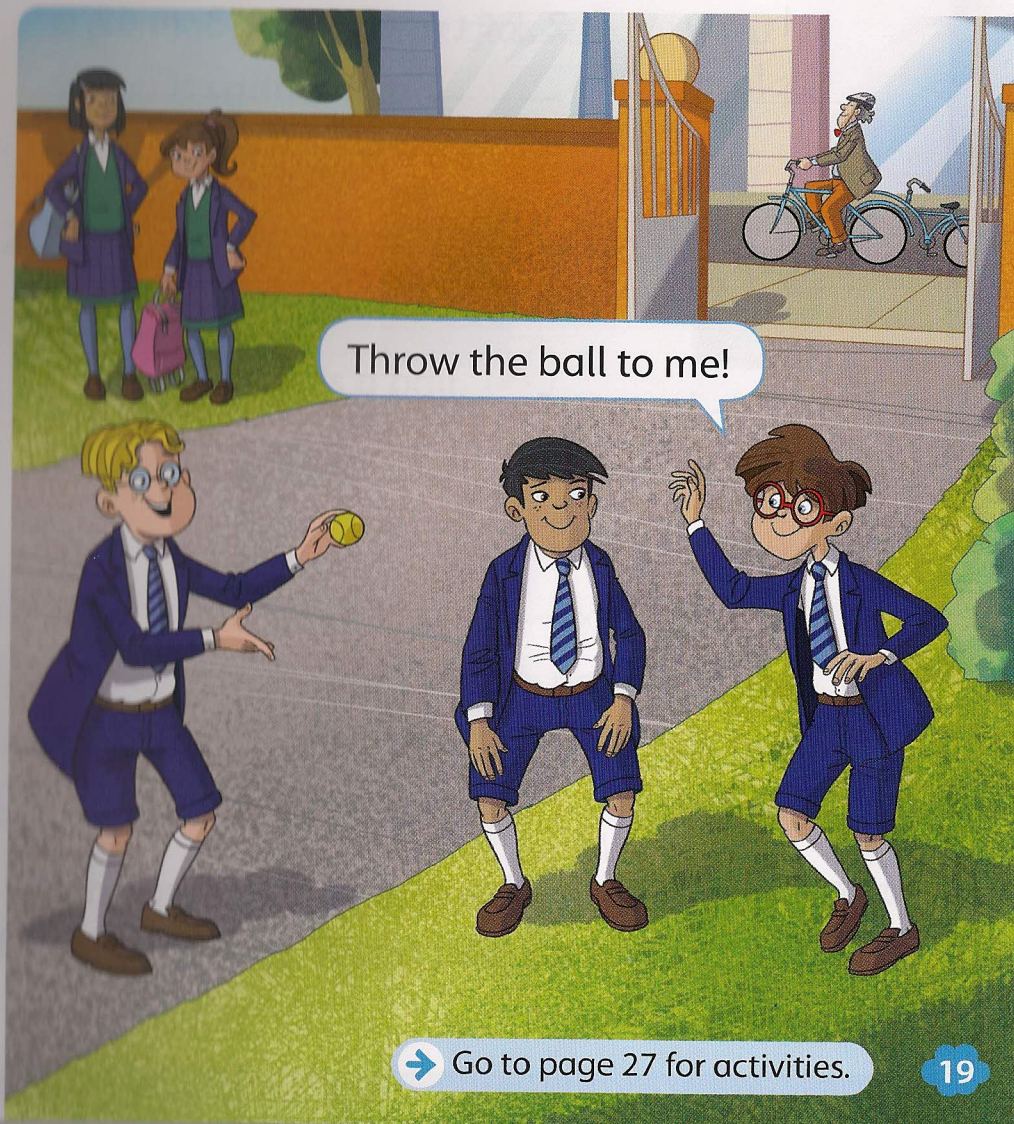
‘Grandpa makes fantastic, strong glasses,’ says Clunk.



At school, the boys in the playground are playing with the ball again.

Ben looks at Max. ‘Let’s play!’ he says.

Ben does not take off his glasses. He runs and shouts, ‘Throw the ball to me!’



Throw the ball to me!

Activities for pages 4-5

1 Write the words.



1 l y a p
play



2 k e t a f o f



3 m e g a



4 a l b l



5 e g s l a s



6 u n r

2 Match.

- | | |
|------------------|--------------------------|
| 1 Ben and Max | • playing with a ball. |
| 2 Ben is wearing | • off his new glasses. |
| 3 Some boys are | • are in the playground. |
| 4 Ben takes | • new glasses. |

Talk Do you play in the school playground?
What games do you play? Talk to a friend.

Activities for pages 6-7

1 Circle the correct words.

- A boy throws the ball on / to Ben.
- The ball hits / hitting Ben's glasses.
- The glasses do fall / fall.
- Ben looks of / at the glasses.
- Ben is sadder / sad.
- His glasses is / are broken.

2 Put a tick (✓) or a cross (X) in the box.




1 This is a ball. ☒



2 This is broken. ☐



3 This is a pocket. ☐



4 This is sad. ☐


Activities for pages 8-9

1 Choose and write the correct words.


¹ Ben has a bad day at school.
He sits close to the ² _____, but he
can't see the numbers on it. At four o'clock,
Rosie sees Ben. Soon Grandpa and
³ _____ are here. Clunk says, 'Where
are your new ⁴ _____, Ben?' Ben is
very ⁵ _____.




school



board



glasses



Clunk



Ben



falls



sad



catch

Talk Do you wear glasses? Talk to a friend.

Activities for pages 10-11

1 Complete the sentences.

tape table fix Grandpa make



- 1 Ben sits down at the table.
- 2 He wants to _____ his glasses.
- 3 But he can't fix them with _____.
- 4 Ben gives his glasses to _____.
- 5 Grandpa can _____ some new glasses.

2 Look at the picture on page 10. Write *yes* or *no*.

- 1 Ben is sitting at the table. yes
- 2 Rosie is sitting next to Ben. _____
- 3 Ben's glasses are on the table. _____
- 4 Ben's glasses are red. _____
- 5 There is some tape on the table. _____
- 6 Rosie has green glasses. _____
- 7 Grandpa is eating breakfast. _____

Activities for pages 12-13

1 Match.



1 happy

2 ride

3 window

4 sunny

5 bike path

6 bike

2 Look at the picture on page 13.

Answer the questions.

1 How many bikes are there? three

2 What color is Ben's bike? _____

3 Is Clunk on a bike? _____

4 How many trees are there? _____

Talk Do you have a bike? Talk to a friend.

Activities for pages 14-15

1 Write the words.



1 regbid



2 rgton^s



3 tca



4 vreo



5 doar



6 rudne

2 Order the words.

1 runs / of them. / A cat / in front

A cat runs in front of them.

2 his glasses / Ben stops / his bike, / fall. / but

3 is / wind. / There / strong / a


4 under / fall / Ben's glasses / the bridge.

Activities for pages 16-17


1 Put a tick (✓) or a cross (X) in the box.




1 This is a car. ☐



2 This is a man. ☐



3 This is a school bus. ☐



4 This is yellow. ☐

2 Look at the picture at the bottom of page 17.

Write *yes* or *no*.

- 1 A school bus is on the road. _____
- 2 There is a cat on the road. _____
- 3 Ben and Rosie are on the bridge. _____
- 4 Ben is happy. _____
- 5 Clunk is on the school bus. _____

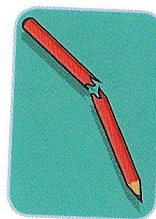
Activities for pages 18-19

1 Circle the correct words.

- 1 Ben jumps with **his** / **he's** hands out.
- 2 Ben **catches** / **catch** the glasses.
- 3 The glasses are **no** / **not** broken.
- 4 Grandpa makes **strongest** / **strong** glasses.

2 Choose and write the correct words.

Ben ¹ _____ and catches the glasses.
He looks at the glasses. They are not
² _____.! The glasses are very strong.
In the school playground, Ben plays with
the ³ _____ again. Now he does not
⁴ _____ his glasses!



broken



throws



jumps



take off




ball

Talk Do you like this story? Talk to a friend.



Story Characters

1 Write the names.



Clunk



2 Write about these characters.

Ben wears red glasses.

Rosie _____

Grandpa _____

Clunk _____

3 Now draw a new character.

Name: _____

4 Write about your new character.

Talk The characters are the people in a story. Who is your favorite character in this story? Talk to a friend.


Picture Dictionary



ball




bike




bike path




breakfast



bridge



broken



car



cat



catch



fall



fix




game




glasses



hit




in front of



make




over



play



playground




pocket




ride



road



sad




school bus



shout



strong



sunny



take off



tape



teacher



throw



under



Oxford Read and Imagine


Oxford Read and Imagine graded readers are at nine levels (Early Starter, Starter, Beginner, and Levels 1 to 6) for students from age 3 to 4 and older. They offer great stories to read and enjoy.


Activities provide Cambridge Young Learner Exams preparation. See Key below.

At Levels 1 to 6, every storybook reader links to an **Oxford Read and Discover** non-fiction reader, giving students a chance to find out more about the world around them, and an opportunity for Content and Language Integrated Learning (CLIL).

For more information about **Read and Imagine**, and for Teacher's Notes, go to www.oup.com/elt/teacher/readandimagine

KEY

 Activity supports Cambridge Young Learner Starters Exam preparation



Oxford Read and Discover

Do you want to find out more about eyes, and how people and animals protect their eyes? You can read this non-fiction book.



OXFORD
UNIVERSITY PRESS

Great Clarendon Street, Oxford, OX2 6DP,
United Kingdom

Oxford University Press is a department of the University of Oxford. It furthers the University's objective of excellence in research, scholarship, and education by publishing worldwide. Oxford is a registered trade mark of Oxford University Press in the UK and in certain other countries

© Oxford University Press 2016

The moral rights of the author have been asserted

First published in 2016

2020 2019 2018 2017 2016

10 9 8 7 6 5 4 3 2 1

No unauthorized photocopying

All rights reserved. No part of this publication may be reproduced, stored in a retrieval system, or transmitted, in any form or by any means, without the prior permission in writing of Oxford University Press, or as expressly permitted by law, by licence or under terms agreed with the appropriate reprographics rights organization.

Enquiries concerning reproduction outside the scope of the above should be sent to the ELT Rights Department, Oxford University Press, at the address above

You must not circulate this work in any other form and you must impose this same condition on any acquirer

Links to third party websites are provided by Oxford in good faith and for information only. Oxford disclaims any responsibility for the materials contained in any third party website referenced in this work

ISBN: 978 0 19 470930 9

Printed in China

This book is printed on paper from certified and well-managed sources

ACKNOWLEDGEMENTS

Main illustrations by: Fabiano Fiorin/Milan Illustrations Agency.

Additional illustrations by: Dusan Pavlic/Beehive illustration, Alan Rowe, Mark Ruffle.

