


Imagine  
1

Oxford Read and Imagine

# The Treehouse







Oxford Read and Imagine

# The Treehouse

By Paul Shipton

Illustrated by Fabiano Fiorin


Activities by Hannah Fish



## Contents

• The Treehouse . . . . .	2
• Activities . . . . .	20
• Project . . . . .	28
• Picture Dictionary . . . . .	30
• About Read and Imagine . .	32
• Key (Activities for Exam Practice) . . .	32

**OXFORD**  
UNIVERSITY PRESS






‘Hi, Ben. Hi, Rosie,’ says Max. ‘What are you doing?’

Ben and Rosie have planks of wood in their hands. Clunk is in the big tree with a hammer.

‘We’re making a treehouse!’ says Ben.





Grandpa comes to the backyard.

'Do you like our treehouse, Grandpa?' asks Rosie.

'It's fantastic!' says Grandpa.  
'Well done!'

'We can play games in it,' says Rosie.

'And we can sit in it and read books,' says Ben.

It's fantastic!

'You can sit in the treehouse and watch animals,' says Grandpa. 'Trees are good homes for animals.'

'Great!' say the children.

'Can I sit in the treehouse, too?' asks Clunk. 'I can find animals for you!'

Great!


→ Go to page 21 for activities.




Soon Ben, Rosie, and Max are in the treehouse with Clunk. Ben has his notebook and pencil.

'Look!' says Clunk.

There's a squirrel on the tree.  
It climbs down to the ground.



8



'What's it doing?' asks Rosie.

'It has a nut from the tree,' says Clunk.  
'In the summer, squirrels put nuts in the ground. Then they can find the nuts in the winter and eat them.'

→ Go to page 22 for activities.

9




Ben points. 'Look! What's that behind the flowers?' he asks.

'It's a cat,' says Clunk.

'That's my sister's cat,' says Max.

'Oh yes,' says Rosie. 'That's Alice's cat, Bobby. He's watching the squirrel, too.'



'Oh no!' says Ben.

Bobby runs out from the flowers and jumps at the squirrel on the ground.

The cat is fast, but the squirrel is VERY fast. The squirrel sees Bobby and runs up the tree.



→ Go to page 23 for activities.



Alice comes to the backyard. She's looking for her cat.

'I'm sorry,' she says. 'Bobby likes to come here and look for animals. He wants to catch birds and squirrels.'

She takes the cat to her house.

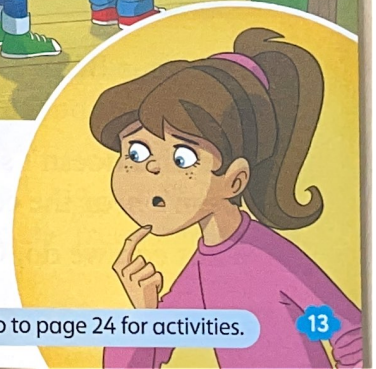
I'm sorry.

Clunk points at a bird.

'Can you see that bird? It's getting food for the baby birds,' he says. 'Their nest is on one of the tree's branches.'



Rosie points at some flowers. 'Is that a tail?' she asks.



→ Go to page 24 for activities.





‘Yes!’ says Ben. ‘That’s Bobby’s tail!  
He’s in our backyard again!’  
The bird doesn’t see the cat. The bird  
doesn’t hear the cat.  
‘What can we do, Clunk?’ asks Rosie.

Clunk isn’t  
listening. He’s  
looking at a little  
beetle on his arm.  
‘A BEETLE!’ he  
shouts. ‘I don’t  
like beetles!’



Clunk is scared. He jumps ...  
and falls from the treehouse!



Clunk doesn't hit the ground.  
He falls on the trampoline  
close to the tree.  
Then he flies up, up, up ...

... and he flies down,  
down, down ... CRASH!  
Clunk hits the trash cans  
next to the house.

The bird hears the noise  
of the trash cans.  
It flies up to the tree.  
Bobby is angry.



Alice comes to the backyard again.  
'I'm sorry about Bobby,' she says.  
'That's OK,' says Rosie. 'But I have  
an idea ...'





In the house, Grandpa puts a little bell on Bobby's collar.

'What now?' asks Alice.

'Now Bobby can go in the backyard again,' says Rosie. 'Come on. Let's go to the treehouse!'



In the treehouse, the children are watching the squirrel again.

'Listen!' says Rosie. 'I can hear Bobby's bell!'

The squirrel can hear Bobby's bell, too. It runs up the tree.

'Sorry, Bobby!' says Max.



## Activities for pages 4-5

### 1 Write the words.



1 r a m e h m  
hammer



2 n l a k p



3 f r o o



4 d o w o



5 l o r f o



6 l a w l

### 2 Order the words.

1 and Rosie / a treehouse. / Ben / making / are  
Ben and Rosie are making a treehouse.

2 in / the / Clunk / big tree. / is

3 and the / make / They / the walls / roof.

## Activities for pages 6-7

### 1 Choose and write the correct words.

Grandpa comes to the <sup>1</sup> backyard. He likes the <sup>2</sup> \_\_\_\_\_. Ben and Rosie can sit in the treehouse and watch <sup>3</sup> \_\_\_\_\_. Trees are good homes for animals. <sup>4</sup> \_\_\_\_\_ wants to sit in the treehouse, too.



treehouse



Clunk



backyard



home



animals

### 2 Look at the picture on page 6. Write *yes* or *no*.

1 Grandpa has some drinks.

yes

2 Clunk is next to Grandpa.

\_\_\_\_\_

3 Ben is in the treehouse.

\_\_\_\_\_

4 Clunk has a hammer.

\_\_\_\_\_

5 A bird is in the tree.

\_\_\_\_\_

**Talk** Do you like the treehouse? Talk to a friend.





## Activities for pages 8-9

1 Put a tick (✓) or a cross (X) in the box.



1 This is summer.



2 This is a nut.



3 This is a notebook.



4 This is the ground.



5 This is a squirrel.



6 This is winter.



7 This is down.



8 This is climb.



## Activities for pages 10-11

1 Circle the correct words.

1 A cat / squirrel is behind the flowers.

2 It is Alice's / Rosie's cat, Bobby.

3 Alice is Ben's / Max's sister.

4 Bobby is watching the treehouse / squirrel.

5 Bobby climbs to / jumps at the squirrel.

6 The cat / squirrel is VERY fast.

7 The squirrel runs up the tree / wall.

2 Look at the picture on page 11.  
Answer the questions.

1 How many squirrels are there? one

2 What color is Ben's notebook?                     

3 Where are the children?                      in the                     

4 Is the squirrel up the tree?                     

5 What color is Bobby?                      and                     

**Talk** Do you like the squirrel? Do you like Bobby the cat? Talk to a friend.



## Activities for pages 12-13

### 1 Match.



- 1 tail
- 2 branch
- 3 nest
- 4 flowers

### 2 Complete the sentences.

points getting comes  
looking takes

- 1 Alice comes to the backyard.
- 2 Alice is \_\_\_\_\_ for Bobby.
- 3 Alice \_\_\_\_\_ Bobby to her house.
- 4 Clunk \_\_\_\_\_ at a bird.
- 5 It is \_\_\_\_\_ food for the baby birds.

**Talk** What can Rosie see?  
Tell a friend your ideas.

## Activities for pages 14-15

### 1 Choose and write the correct words.

Rosie can see Bobby's tail. He's in the  
1 \_\_\_\_\_ again! The bird doesn't see or  
hear 2 \_\_\_\_\_. What can they do? Clunk  
is looking at a beetle on his 3 \_\_\_\_\_.  
Clunk doesn't like beetles! He is 4 \_\_\_\_\_.  
He jumps and 5 \_\_\_\_\_ from the  
treehouse! Oh no!



beetle



backyard



falls



up



Bobby



scared



arm



behind

**Talk** What happens to Clunk?  
Tell a friend your ideas.





## Activities for pages 16-17



### 1 Write the words.



1 i o m p e l n t a r    2 s n e i o    3 r s a h t a n c

### 2 Circle the correct words.

- 1 Clunk falls on the **ground** / trampoline.
- 2 He hits the **flowers** / trash cans next to the house.
- 3 The **bird** / cat hears the trash cans.
- 4 The bird flies up to the **house** / tree.



### 3 Look at the picture at the bottom of page 17. Write *yes* or *no*.

- 1 The bird is in the tree. \_\_\_\_\_
- 2 Alice has Bobby in her arms. \_\_\_\_\_
- 3 Clunk is on the ground. \_\_\_\_\_
- 4 Rosie is on the trampoline. \_\_\_\_\_



## Activities for pages 18-19

### 1 Order the words.

- 1 puts / on / a bell / Grandpa / Bobby's collar.  
\_\_\_\_\_
- 2 go to / again. / the treehouse / They  
\_\_\_\_\_
- 3 can / the squirrel / Bobby's bell. / Now / hear  
\_\_\_\_\_
- 4 runs / the / tree. / up / The squirrel  
\_\_\_\_\_

### 2 Put a tick (✓) or a cross (X) in the box.



1 This is a bell. ☐



2 This is a collar. ☐

**Talk** Do you like this story? Talk to a friend.







## Animal Research

### 1 Complete the chart.

beetle branch flowers nest nut  
squirrel wood tree bird cat

Animals 	In the Backyard 
beetle	

### 2 Do you know any more animals? Write them in the chart.

**Talk** What do you know about the animals in your chart? Talk to a friend.

### 3 Find out about one animal from your chart. Draw a picture and answer the questions.

My animal is a \_\_\_\_\_.

Where does it live? \_\_\_\_\_

What does it eat? \_\_\_\_\_

What color is it? \_\_\_\_\_

How big is it? \_\_\_\_\_

Can it fly? \_\_\_\_\_

Can it climb? \_\_\_\_\_

**Talk** Tell your friend about your animal.  
Now listen to your friend.



# Picture Dictionary



animals



backyard



beetle



behind



noise



notebook



nut



plank



bell



branch



climb



collar



roof



shout



squirrel




summer



down



fall



fast



floor



tail




trampoline



trash can



treehouse



ground



hammer



idea



nest



up



wall



winter



wood





## Oxford Read and Imagine

Oxford Read and Imagine graded readers are at nine levels (Early Starter, Starter, Beginner, and Levels 1 to 6) for students from age 3 to 4 and older. They offer great stories to read and enjoy.

Activities provide Cambridge Young Learner Exams preparation. See Key below.

At Levels 1 to 6, every storybook reader links to an Oxford Read and Discover non-fiction reader, giving students a chance to find out more about the world around them, and an opportunity for Content and Language Integrated Learning (CLIL).

For more information about Read and Imagine, and for Teacher's Notes, go to [www.oup.com/elt/teacher/readandimagine](http://www.oup.com/elt/teacher/readandimagine)

### KEY

Activity supports Cambridge Young Learner Starters Exam preparation



## Oxford Read and Discover

Do you want to find out more about trees and the animals that live in trees? You can read this non-fiction book.



## OXFORD

UNIVERSITY PRESS

Great Clarendon Street, Oxford, OX2 6DP, United Kingdom  
Oxford University Press is a department of the University of Oxford. It furthers the University's objective of excellence in research, scholarship, and education by publishing worldwide. Oxford is a registered trade mark of Oxford University Press in the UK and in certain other countries

© Oxford University Press 2016

The moral rights of the author have been asserted

First published in 2016

2020 2019 2018 2017 2016

10 9 8 7 6 5 4 3 2 1

### No unauthorized photocopying

All rights reserved. No part of this publication may be reproduced, stored in a retrieval system, or transmitted, in any form or by any means, without the prior permission in writing of Oxford University Press, or as expressly permitted by law, by licence or under terms agreed with the appropriate reprographics rights organization.

Enquiries concerning reproduction outside the scope of the above should be sent to the ELT Rights Department, Oxford University Press, at the address above

You must not circulate this work in any other form and you must impose this same condition on any acquirer  
Links to third party websites are provided by Oxford in good faith and for information only. Oxford disclaims any responsibility for the materials contained in any third party website referenced in this work

ISBN: 978 0 19 470932 3

Printed in China

This book is printed on paper from certified and well-managed sources

### ACKNOWLEDGEMENTS

Main illustrations by: Fabiano Fiorin/Milan Illustrations Agency.

Additional illustrations by: Dusan Pavlic/Beehive illustration; Alan Rowe; Mark Ruffle.





Oxford Read and Imagine

# The Treehouse

By Paul Shipton Illustrated by Fabiano Fiorin

Ben, Rosie, and Max are building a treehouse with Clunk the robot. But what happens when Alice's cat, Bobby, comes into the backyard and wants to catch a bird?

Word count for this story: 610 words

Read and Imagine provides great stories to read and enjoy, with language support, activities, and projects. Follow Rosie, Ben, and Grandpa on their exciting adventures ...

Series Consultant: Paul Shipton

<b>Early Starter</b> 30 headwords	<b>Starter</b> 100 headwords	<b>Beginner</b> 150 headwords
<b>Level 1</b> ✓ 300 headwords	<b>Level 2</b> 450 headwords	
<b>Level 3</b> 600 headwords	<b>Level 4</b> 750 headwords	
<b>Level 5</b> 900 headwords	<b>Level 6</b> 1,050 headwords	

Also available:

- Audio Pack
- Activity Book
- e-Book



You can also enjoy this non-fiction book from Oxford Read and Discover.

**OXFORD**  
UNIVERSITY PRESS

[www.oup.com/elt](http://www.oup.com/elt)

SHAPING learning TOGETHER

Level 1  
Activities  
support  
CYL Starters  
Exam  
preparation



ISBN 978-0-19-470932-3

