

Imagine!  
1

Oxford Read and Imagine



# The Snow Tigers





Oxford Read and Imagine

# The Snow Tigers

By Paul Shipton

Illustrated by Fabiano Fiorin


Activities by Hannah Fish



## Contents

• The Snow Tigers . . . . .	2
• Activities . . . . .	20
• Project . . . . .	28
• Picture Dictionary . . . . .	30
• About Read and Imagine . .	32
• Key (Activities for Exam Practice) . . .	32

OXFORD  
UNIVERSITY PRESS







‘What’s on your jersey, Max?’ asks Rosie.

‘It’s a tiger!’ says Max. ‘The name of my new ice hockey team is The Tigers.’

‘But you play ice hockey on ice,’ says Rosie. ‘Tigers live in hot rainforests!’

‘Some tigers don’t live in hot places,’ says Ben.

‘That’s right,’ says Grandpa. ‘Some tigers live in snowy places.’

‘SNOW tigers!’ says Max. ‘Fantastic!’

‘Please take me and the boys to see a snow tiger, Grandpa,’ says Rosie.






Grandpa and the children get big coats and go to the van.

'Let's go!' Grandpa says to Clunk.  
'We want to see a snow tiger, please!'

'OK,' says Clunk. The robot starts the van and drives.



The van stops in a new, cold place.

The children look at the trees and mountains.

'Do tigers live HERE?' says Rosie. 'Look at the snow!'

'There are tigers close to here,' says Grandpa. 'But can we find one today?'


→ Go to page 21 for activities.



Clunk starts to drive, and the children look out the windows.

‘The tigers here are very big,’ says Grandpa. ‘It’s cold, so they have thick fur.’

The children look and look, but they don’t see a tiger.




Then Clunk stops the van. ‘Look!’ he says. He points to some trees. ‘There’s a tiger! Can you see it?’

The children can see the tiger, but it isn’t very close.





'We can't go close to it,' says Grandpa.  
 'I can go close to it!' says Clunk. 'Tigers eat animals, but they don't eat robots! I can take a photo for you.'  
 'Thanks, Clunk,' says Ben.



The tiger is sitting in the snow.  
 It sees the little robot. Then it stands up. It opens its mouth and roars.  
 'It has a big mouth and VERY big teeth,' says Rosie. 'Is Clunk OK?'



'Stop, Clunk!' shouts Grandpa.  
'Come to the van!'

Clunk turns.

The tiger watches him. Suddenly it runs! It is very fast.

'Oh no!' says Max.

'Quick, Clunk!' shouts Rosie.



The tiger stops Clunk with a big paw.  
Then it picks up the little robot in its big mouth. It turns and goes to the trees.



'What's it doing?' says Max.

'I don't know,' says Grandpa. 'But it's taking Clunk with it!'






The tiger sits close to the trees again.  
It puts one big paw on Clunk. Clunk  
can't stand up. He can't go to the van.



The tiger  
LIKES Clunk!



'The tiger **LIKES**  
Clunk!' says Grandpa.  
'What can we do?'  
says Max.

14



'Grandpa, can the van computer  
make animal noises?' asks Ben.

'Oh yes,' says Grandpa.


They run to the van. Grandpa  
looks at the computer, and  
then he hits a button.

→ Go to page 25 for activities.


15



An animal noise comes from the van.  
 'Sorry!' says Grandpa. 'That's not  
 a tiger noise. That's a frog noise!'  
 He hits the button again. Now the  
 van makes the noise of a tiger roar.



The tiger hears this  
 noise and jumps  
 up. It's angry.  
 It doesn't want  
 a new tiger here.  
 It roars, too.



Clunk is fast. He stands  
 up and runs to the van.  
 'Quick, Clunk!' shouts Rosie.  
 'The tiger's behind you!'




The tiger's fast but now Clunk is at the van. He jumps in.


'Let's go home!' he says.

Grandpa starts the van and drives.

'Goodbye, tiger!' shouts Rosie.



18



At home, Grandpa, Ben, and Rosie go to Max's ice hockey game.

'Look,' says Ben. 'Max's team is strong and fast on the ice.'

'Yes,' says Rosie. 'The Tigers is a good name for them – or The Snow Tigers!'

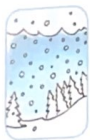
→ Go to page 27 for activities.

19



## Activities for pages 4-5

### 1 Write the words.



1 onws  
snow



2 syjere



3 nrotseiafr



4 cie ykheoc



5 cei



6 apcel



7 metā



8 iregt



9 toh

**Talk** Do you play ice hockey? What sports do you play? Talk to a friend.

## Activities for pages 6-7

### 1 Circle the correct words.

- Grandpa and the children get / getting big coats.
- They all goes / go to the van.
- They want to see / seeing a snow tiger.
- Clunk starts the van but / and drives.
- Now them / they are in a cold place.
- The children look at / for the trees and mountains.

### 2 Look at the picture on page 7. Write *yes* or *no*.

- Ben and Rosie are in the van. yes
- The van is blue and white. \_\_\_\_\_
- There is a lot of snow. \_\_\_\_\_
- There are five trees. \_\_\_\_\_
- Max has a blue coat. \_\_\_\_\_
- There is a bird on the van. \_\_\_\_\_

**Talk** Can they find a snow tiger?  
Tell a friend your ideas.



## Activities for pages 8-9

### 1 Choose and write the correct words.

The children look out the van <sup>1</sup> windows.  
It is cold, so the tigers have <sup>2</sup> \_\_\_\_\_  
fur. Then Clunk stops the van, and he  
<sup>3</sup> \_\_\_\_\_ to some trees. He can see a tiger.  
The <sup>4</sup> \_\_\_\_\_ can see the tiger, but it isn't  
very <sup>5</sup> \_\_\_\_\_.



children



windows



mountain



fur



points



close



coat



thick

**Talk** Can you see the tiger? Talk to a friend.

## Activities for pages 10-11

### 1 Complete the sentences.

sees close photo  
robots sitting

- 1 Clunk can go close to the tiger.
- 2 Tigers don't eat \_\_\_\_\_.
- 3 Clunk can take a \_\_\_\_\_ of the tiger.
- 4 The tiger is \_\_\_\_\_ in the snow.
- 5 The tiger \_\_\_\_\_ Clunk and roars.


### 2 Put a tick (✓) or a cross (X) in the box.



- 1 These are teeth. ☒



- 2 This is a roar. ☐



- 3 This is a mouth. ☐



- 4 These are animals. ☐





## Activities for pages 12-13

### 1 Match.



- 1 fast
- 2 turn
- 3 paw
- 4 run
- 5 shout



### 2 Look at the picture on page 13. Answer the questions.

- 1 How many tigers are there? one
- 2 What color is the tiger? black and
- 3 Where is the tiger? behind
- 4 How many trees are there? \_\_\_\_\_
- 5 What color is Ben's coat? \_\_\_\_\_
- 6 Are the children happy? \_\_\_\_\_



**Can Grandpa help Clunk?**  
**Tell a friend your ideas.**



## Activities for pages 14-15


### 1 Put a tick (✓) or a cross (X) in the box.



1 This is a button. ☐



2 This is a noise. ☐



3 This is a computer. ☐

### 2 Order the words.

- 1 The tiger / close / the trees. / sits / to  
The tiger sits close to the trees.
- 2 puts / tiger / a paw / The / on Clunk.  
\_\_\_\_\_
- 3 likes / The / Clunk! / tiger  
\_\_\_\_\_
- 4 van / make / Grandpa's / animal noises. / can  
\_\_\_\_\_
- 5 hits / on the / a button / computer. / Grandpa  
\_\_\_\_\_



## Activities for pages 16-17

### 1 Write the words.



1 r g n y a



2 d i n h b e



3 g o r f



4 t f a s



5 l n s m a i a

### 2 Circle the correct words.

- 1 A robot / frog noise comes from the van.
- 2 Grandpa hits the **button** / van again.
- 3 Now it makes the noise of a tiger **paw** / roar.
- 4 The tiger **runs** / jumps up and is angry.
- 5 The tiger **shouts** / roars, too.
- 6 Clunk stands up and runs to the **tiger** / van.
- 7 Now the tiger is **behind** / on Clunk.

## Activities for pages 18-19

### 1 Choose and write the correct words.

Clunk <sup>1</sup> \_\_\_\_\_ in the van. Now they can go home. At home, they go to watch Max play <sup>2</sup> \_\_\_\_\_. Max's team is <sup>3</sup> \_\_\_\_\_ and fast on the <sup>4</sup> \_\_\_\_\_.



photo



ice



jumps



strong



ice  
hockey

### 2 Look at the picture on page 19.

Write **yes** or **no**.

- 1 Max is playing ice hockey. \_\_\_\_\_
- 2 Clunk is next to Grandpa. \_\_\_\_\_
- 3 There is a robot behind Max. \_\_\_\_\_
- 4 Rosie has a white coat. \_\_\_\_\_

**Talk** Do you like this story? Talk to a friend.





## My Ice Hockey Team

- 1 Think about the story and look at the picture of Max's ice hockey team. Now answer the questions.




- 1 What is the name of Max's team? \_\_\_\_\_
- 2 What picture is on his team's jersey? \_\_\_\_\_
- 3 How many players are in his team? \_\_\_\_\_
- 4 What are the players wearing? \_\_\_\_\_
- 5 What are the players holding? \_\_\_\_\_

**Talk** Do you know how to play ice hockey? Talk to a friend.

**Talk** Do people play ice hockey in your country? Talk to a friend.

- 2 Think of a new ice hockey team. Choose a name for your team and draw a picture of the team jersey.


Team Name: \_\_\_\_\_



**Talk** Show your team's picture to your friend. Now look at your friend's picture.



# Picture Dictionary



angry



animals



behind



button



coat



close



fast



frog



photo



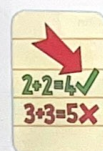
place



point



rainforest



right



roar



shout



snow



fur



ice



ice hockey



jersey



strong



take a photo



team



teeth



mountain



mouth



noise



paw



thick



tiger



turn



window





## Oxford Read and Imagine

Oxford Read and Imagine graded readers are at nine levels (Early Starter, Starter, Beginner, and Levels 1 to 6) for students from age 3 to 4 and older. They offer great stories to read and enjoy.

Activities provide Cambridge Young Learner Exams preparation. See Key below.

At Levels 1 to 6, every storybook reader links to an Oxford Read and Discover non-fiction reader, giving students a chance to find out more about the world around them, and an opportunity for Content and Language Integrated Learning (CLIL).

For more information about Read and Imagine, and for Teacher's Notes, go to [www.oup.com/elt/teacher/readandimagine](http://www.oup.com/elt/teacher/readandimagine)

### KEY

Activity supports Cambridge Young Learner Starters Exam preparation



### Oxford Read and Discover

Do you want to find out more about wild cats? What do wild cats eat? Where do wild cats live? You can read this non-fiction book.



## OXFORD

UNIVERSITY PRESS

Great Clarendon Street, Oxford, oxa 6dp, United Kingdom  
Oxford University Press is a department of the University of Oxford. It furthers the University's objective of excellence in research, scholarship, and education by publishing worldwide. Oxford is a registered trade mark of Oxford University Press in the UK and in certain other countries

© Oxford University Press 2017

The moral rights of the author have been asserted

First published in 2016

2020 2019 2018 2017 2016

10 9 8 7 6 5 4 3 2 1

### No unauthorized photocopying

All rights reserved. No part of this publication may be reproduced, stored in a retrieval system, or transmitted, in any form or by any means, without the prior permission in writing of Oxford University Press, or as expressly permitted by law, by licence or under terms agreed with the appropriate reprographics rights organization. Enquiries concerning reproduction outside the scope of the above should be sent to the ELT Rights Department, Oxford University Press, at the address above

You must not circulate this work in any other form and you must impose this same condition on any acquirer

Links to third party websites are provided by Oxford in good faith and for information only. Oxford disclaims any responsibility for the materials contained in any third party website referenced in this work

ISBN: 978 0 19 470933 0

Printed in China

This book is printed on paper from certified and well-managed sources.

### ACKNOWLEDGEMENTS

Main illustrations by: Fabiano Fiorin/Milan Illustrations Agency.

Additional illustrations by: Dusan Pavlic/Beehive illustration, Alan Rowe, Mark Ruffle.





Oxford Read and Imagine

# The Snow Tigers

By Paul Shipton Illustrated by Fabiano Fiorin

Max is in a new ice hockey team, called The Tigers. But what happens when Grandpa and Clunk take the children to a snowy place to see a snow tiger?

Word count for this story: 608 words

Read and Imagine provides great stories to read and enjoy, with language support, activities, and projects. Follow Rosie, Ben, and Grandpa on their exciting adventures ...

Series Consultant: Paul Shipton

<b>Early Starter</b> 30 headwords	<b>Starter</b> 100 headwords	<b>Beginner</b> 150 headwords
<b>Level 1</b> ✓ 300 headwords	<b>Level 2</b> 450 headwords	
<b>Level 3</b> 600 headwords	<b>Level 4</b> 750 headwords	
<b>Level 5</b> 900 headwords	<b>Level 6</b> 1,050 headwords	

Also available:

- Audio Pack
- Activity Book
- e-Book



You can also enjoy this non-fiction book from Oxford Read and Discover.

**OXFORD**  
UNIVERSITY PRESS

[www.oup.com/elt](http://www.oup.com/elt)

Level 1  
Activities  
support  
CYL Starters  
Exam  
preparation



CEFR

B1  
A2  
A1

ISBN 978-0-19-470933-0



9 780194 709330