

Imagine!  
2

Oxford Read and Imagine

# The Big Storm





# The Big Storm

By Paul Shipton

Illustrated by Fabiano Fiorin

Activities by Hannah Fish



## Contents

🌸 The Big Storm . . . . .	2
🌸 Activities . . . . .	20
🌸 Project . . . . .	36
🌸 Picture Dictionary . . . . .	38
🌸 About Read and Imagine . .	40
🌸 Key (Activities for Exam Practice) . . .	40





Hello!  
My name is Ben.

Hello!  
My name is Rosie.

This is  
Grandpa.

This is Grandpa's  
van. It's fantastic!





Ben

Rosie's brother




Rosie

Ben's sister



Grandpa



Clunk

Grandpa's robot



Max

Ben's friend



Now let's read about  
The Big Storm!



‘Where are we, Grandpa?’ asks Rosie.

‘We’re in the mountains for a nice, quiet afternoon,’ says Grandpa.


He has a basket with lots of food.

‘I have a picnic!’

‘Great!’ says Ben’s friend, Max.

‘I’m hungry!’

‘You’re always hungry, Max!’  
says Ben.







The children sit down  
on a blanket and eat.  
Clunk doesn't sit down.  
He goes to the van.



‘Where’s Clunk going?’ says Ben.  
‘To the store,’ says Grandpa. ‘Please be  
here at four o’clock,’ he says to Clunk.



The children have a nice picnic.

‘That was great! Thank you, Grandpa,’ says Rosie. ‘But it’s four o’clock. Where’s Clunk?’

‘I don’t know,’ says Grandpa.

‘Look at those clouds!’ says Max.

‘I can see lightning, too,’ says Ben.  
‘It’s a storm.’







Soon they can hear thunder.  
'It's getting windier,' says Rosie.  
There is more lightning and the  
thunder is louder.  
'The storm is coming closer,' says  
Grandpa. He has a cell phone in  
his hand. 'Clunk, where are you?'



Go to pages 22 – 23 for activities.



Now it is very windy.

Suddenly there's a flash. It isn't lightning. Clunk is here in the van!

But the wind hits the van, and Clunk can't stop. The van bounces on the ground, and then it hits a rock ...

'Stop, Clunk!' shouts Ben. 'You're driving to the cliff!'

A red and white van is shown driving off a cliff edge. The van is tilted forward, and there are motion lines around it, indicating it is moving quickly. A speech bubble from the van says "Stop, Clunk!". In the background, a man and three children are watching the van. The man is holding a red umbrella. The children are also looking on with concern. The scene is set in a stormy environment with dark clouds, rain, and lightning. The van is about to hit a rock on the ground.

Stop, Clunk!



The van doesn't fall. It stops at the edge of the cliff. Two of its wheels are on the ground. Two of its wheels are in the air! 'Clunk!' shouts Grandpa. 'Drive the van!' But the van doesn't start.



Go to pages 24 – 25 for activities.





The storm is very close. Rain is falling and the wind is stronger and stronger.

‘The storm is coming,’ says Max.

‘What can we do? We can’t walk down the mountain.’

‘And we can’t sit in the van,’ says Ben.

‘It’s too dangerous on the cliff.’





‘Can you start the van, Grandpa?’ asks Rosie.

‘I don’t know,’ says Grandpa. ‘The van uses electricity. But where can we find electricity here?’

There is a flash of lightning. ‘I have an idea!’ says Grandpa. ‘Clunk, get some wire from the van, please!’



Go to pages 26 – 27 for activities.





Grandpa ties the wire to his umbrella.  
Then he points to a big rock.

‘Put this umbrella on top of that rock,  
Clunk,’ he says.

Clunk goes to the rock with the  
umbrella and Grandpa goes to the van.



‘What are they doing?’ asks Max.

‘I know!’ says Ben. ‘Lightning is electricity! The lightning hits the umbrella. Then the electricity goes down the wire to the van. Grandpa has a machine in the van to take the electricity!’

Clunk puts the umbrella on top of the big rock.


‘Come down now, Clunk!’ shouts Grandpa.



Go to pages 28 – 29 for activities.



Suddenly, the wire breaks.  
'No!' shouts Clunk.  
He jumps to catch it.



Now the robot has the wire in his  
two hands.  
'Come down!' shouts Max. 'It's  
too dangerous!'  
But Clunk does not come down ...



Then there is a flash. Lightning hits the umbrella. The wire takes the electricity to Clunk! Then it goes from Clunk to the van.

The van starts!

‘But how?’ asks Max.

‘Electricity goes fast through metal,’ says Grandpa.

‘And Clunk is metal.’



Go to pages 30 – 31 for activities.



Ben shouts to the robot, 'Clunk!  
Can you come down?'

But Clunk doesn't answer.

'Is he OK?' asks Rosie.

The children have the picnic blanket  
in their hands. 'We can catch Clunk  
with this blanket!' says Ben.





Clunk falls and hits  
the blanket.

‘Put him on the ground,’  
says Grandpa.



Grandpa looks down at the robot.  
‘Are you OK, Clunk? Are you better?’  
Clunk opens his eyes. ‘Better?  
I’m FANTASTIC!’ he says. ‘That  
lightning was great!’




Go to pages 32 – 33 for activities.



Soon they are in the van again.  
‘Let’s go home!’ says Grandpa.  
The van flies up through the storm.  
‘This wasn’t a nice, quiet afternoon,’  
says Max. ‘But it was great!’

Let’s go home!





Later at home Rosie asks Grandpa,  
‘Why was Clunk at the store?’

‘To buy a new battery,’ says Grandpa.  
‘Clunk uses electricity. He was slow  
this morning. But look at him now.  
He isn’t slow!’



Go to pages 34 – 35 for activities.






## Activities for pages 4-5

5

1 Put a tick (✓) or a cross (X) in the box.




This is a picnic.



This is a basket.



This is a blanket.



This is a store.



## 2 Match.

1 Grandpa and the children

2 Grandpa has

3 The children sit down

4 Clunk doesn't

5 Clunk goes

• a picnic.

• sit down.

• are in the mountains.

• to the store.

• on a blanket.



### 3 Circle the correct words.

- 1 They're in / at the mountains.
- 2 Grandpa has a basket with **lot** / **lots** of food.
- 3 Max **is** / **are** hungry.
- 4 The children sit down **and** / **or** eat.
- 5 Clunk goes **to** / **at** the van.
- 6 'Please be **here** / **there** at four o'clock!' says Grandpa.

### 4 Look at the picture on page 5. Answer the questions.

- 1 How many people are there? four
- 2 Where are the children? on the \_\_\_\_\_
- 3 Who is going to the van? \_\_\_\_\_
- 4 What color is the blanket?  
\_\_\_\_\_ and \_\_\_\_\_
- 5 Are there any sandwiches? \_\_\_\_\_
- 6 What color are Ben's glasses? \_\_\_\_\_

**Talk** Do you like picnics?  
Talk to a friend.






# Activities for pages 6-7

5

## 1 Write the words.



1 lightning    i n g t l n i g h

2 \_\_\_\_\_    t o r m s

3 \_\_\_\_\_    h d u t r e n

4 \_\_\_\_\_    c i n i c p

## 2 Complete the sentences.

storm picnic clouds  
cell phone lightning

1 The children have a nice picnic.

2 Max says, 'Look at those \_\_\_\_\_!'

3 Soon there is more \_\_\_\_\_.

4 The \_\_\_\_\_ is coming closer.

5 Grandpa has a \_\_\_\_\_ in his hand.



### 3 Look at the picture on page 7. Write *yes* or *no*.

- 1 There is lightning in the sky. yes
- 2 Rosie is sitting down. \_\_\_\_\_
- 3 Grandpa has an umbrella. \_\_\_\_\_
- 4 Ben has a picnic blanket. \_\_\_\_\_
- 5 Max is wearing a jacket. \_\_\_\_\_
- 6 Clunk has a cell phone. \_\_\_\_\_

### 4 Order the events.

- They hear thunder. \_\_\_\_\_
- Grandpa says, 'Clunk, where are you?' \_\_\_\_\_
- Ben sees a storm. \_\_\_\_\_
- The children have a nice picnic. 1
- Rosie says, 'Where's Clunk?' \_\_\_\_\_
- Max says, 'Look at those clouds!' \_\_\_\_\_
- Rosie says, 'It's getting windier.' \_\_\_\_\_

**Talk** Are you scared of storms?  
Talk to a friend.

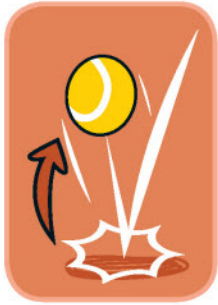




## Activities for pages 8–9

### 1 Write the words.

edge rock wheel ~~bounce~~ air ground



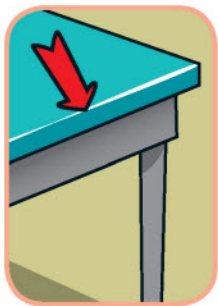
1 bounce



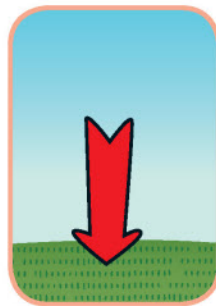
2 \_\_\_\_\_



3 \_\_\_\_\_



4 \_\_\_\_\_



5 \_\_\_\_\_



6 \_\_\_\_\_

### 2 Complete the sentences.

hits fall shouts stops bounces

1 The wind \_\_\_\_\_ the van.

2 The van \_\_\_\_\_ on the ground.

3 The van doesn't \_\_\_\_\_.

4 The van \_\_\_\_\_ at the edge of the cliff.

5 'Clunk! Drive the van,' \_\_\_\_\_ Grandpa.



### 3 Choose and write the correct words.

Suddenly there is a flash. Clunk <sup>1</sup> is here in the van. The wind hits the van and <sup>2</sup> \_\_\_\_\_ bounces on the ground. The van stops at the edge of <sup>3</sup> \_\_\_\_\_ cliff. Two wheels are on the ground, and two wheels are <sup>4</sup> \_\_\_\_\_ the air! Clunk can't <sup>5</sup> \_\_\_\_\_ the van.

1 are ~~is~~ am

4 on at in

2 it that there

5 starts starting start

3 an the this

### 4 Put a tick (✓) or a cross (X) in the box.



1 This is a flash.

☐

2 This is a rock.

☐

3 This is a cliff.


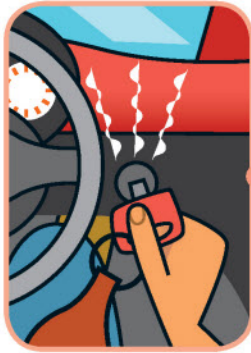
☐





# Activities for pages 10–11

## 1 Match.



1 start

2 strong

3 dangerous

4 electricity

5 wire

6 down

## 2 Order the words.

1 is / storm / close. / The / very

The storm is very close.

2 can't / They / the / walk / mountain. / down

3 uses / The / electricity. / van

4 has / Grandpa / idea. / an




### 3 Circle the mistakes. Then write the correct words.


- 1 The storm is comes. coming
- 2 They can't walking down the mountain. \_\_\_\_\_
- 3 They can't sits in the van. \_\_\_\_\_
- 4 There is an flash of lightning. \_\_\_\_\_
- 5 Grandpa are an idea. \_\_\_\_\_

### 4 Choose and write the correct words.

The storm is very close. <sup>1</sup> Rain is falling and the <sup>2</sup> \_\_\_\_\_ is stronger and stronger. 'Can you start the <sup>3</sup> \_\_\_\_\_, Grandpa?' says Rosie. Grandpa doesn't know. The van uses electricity. Then Grandpa has an <sup>4</sup> \_\_\_\_\_!



van




cliff



idea



wind



~~rain~~

**Talk** What is Grandpa's idea? Tell a friend your ideas.

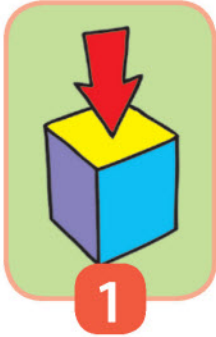




# Activities for pages 12–13



5

## 1 Write the words.





1 \_\_\_\_\_ p t o

2 \_\_\_\_\_ o r k c



3 \_\_\_\_\_ b e l u m r a l

4 \_\_\_\_\_ c i t y t r i c e l e



5 \_\_\_\_\_ t e i

6 \_\_\_\_\_ h n e a m c i

## 2 Write *yes* or *no*.

1 Grandpa ties the wire to his umbrella. yes

2 Lightning is electricity. \_\_\_\_\_

3 There is a machine in the van to take electricity. \_\_\_\_\_

4 Clunk puts the van on top of a rock. \_\_\_\_\_

5 Grandpa shouts, 'Come down now, Clunk!' \_\_\_\_\_



### 3 Circle the correct words.

- 1 Grandpa points to a **big** / **biggest** rock.
- 2 Clunk goes to the rock **for** / **with** the umbrella.
- 3 The lightning **hits** / **hitting** the umbrella.
- 4 The electricity goes **at** / **down** the wire to the van.
- 5 A machine in the van takes **the** / **a** electricity.
- 6 Clunk puts the umbrella **on** / **to** a rock.

### 4 Look at the picture on page 13. Answer the questions.

- 1 Where is the umbrella? on the \_\_\_\_\_
- 2 Where is the machine? in the \_\_\_\_\_
- 3 What color is Max's jacket? \_\_\_\_\_
- 4 Where is Clunk? on the \_\_\_\_\_
- 5 Is it raining? \_\_\_\_\_
- 6 Is there any lightning? \_\_\_\_\_
- 7 Can you see any rocks? \_\_\_\_\_

**Talk** Does Grandpa's idea work? Tell a friend your ideas.






# Activities for pages 14–15

## 1 Write the words.

metal break start jump flash down



1 \_\_\_\_\_




2 \_\_\_\_\_



3 \_\_\_\_\_



4 \_\_\_\_\_



5 \_\_\_\_\_



6 \_\_\_\_\_

## 2 Order the events.

Lightning hits the umbrella. \_\_\_\_\_

The van starts. \_\_\_\_\_

The wire breaks. \_\_\_\_\_

The electricity goes from Clunk to the van. \_\_\_\_\_

Clunk jumps to catch the wire. \_\_\_\_\_

The electricity goes down the wire  
to Clunk. \_\_\_\_\_



### 3 Choose and write the correct words.

Suddenly, <sup>1</sup> \_\_\_\_\_ wire breaks. Clunk jumps to catch it. Now Clunk has the wire in <sup>2</sup> \_\_\_\_\_ two hands. Lightning hits the umbrella. The electricity goes down the wire to Clunk. Then it goes <sup>3</sup> \_\_\_\_\_ Clunk to the van, and the van starts. Electricity <sup>4</sup> \_\_\_\_\_ through metal, and Clunk <sup>5</sup> \_\_\_\_\_ metal!

1 an there the

4 goes go going

2 he his him

5 be are is

3 from with at

### 4 Match.

1 Clunk jumps •

2 Max shouts, •

3 Electricity goes •

4 The van •

5 Clunk is •

• 'Come down!'

• starts.

• to catch the wire.

• metal.

• from Clunk to the van.





## Activities for pages 16–17

### 1 Who says this? Write the names.

- 1 'Better? I'm fantastic!' Clunk
- 2 'Clunk! Can you come down?' \_\_\_\_\_
- 3 'Is he OK?' \_\_\_\_\_
- 4 'Put him on the ground.' \_\_\_\_\_
- 5 'Are you OK, Clunk?' \_\_\_\_\_
- 6 'That lightning was great!' \_\_\_\_\_

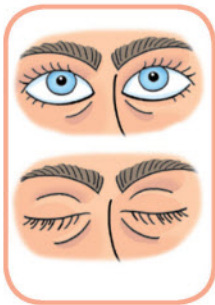
### 2 Choose and write the correct words.

The children have the picnic <sup>1</sup> \_\_\_\_\_.

'We can catch Clunk with this blanket,' says Ben. Clunk <sup>2</sup> \_\_\_\_\_ and hits the blanket.

'Are you OK, Clunk? Are you better?' Grandpa asks. Clunk opens his <sup>3</sup> \_\_\_\_\_. 'That

<sup>4</sup> \_\_\_\_\_ was great!' he says.




eyes



blanket



falls



storm



lightning



### 3 Circle the mistakes. Then write the correct words.

- 1 Ben shouts, but Clunk isn't answer. \_\_\_\_\_
- 2 That children have the picnic blanket. \_\_\_\_\_
- 3 Clunk falls and hitting the blanket. \_\_\_\_\_
- 4 Grandpa look down at the robot. \_\_\_\_\_
- 5 Clunk opens him eyes. \_\_\_\_\_
- 6 'That lightning were great!' \_\_\_\_\_

### 4 Look at the picture on page 16. Write *yes* or *no*.

- 1 Clunk is falling. \_\_\_\_\_
- 2 Clunk's eyes are open. \_\_\_\_\_
- 3 Clunk is happy. \_\_\_\_\_
- 4 The umbrella is on the rock. \_\_\_\_\_
- 5 Rosie has the blanket. \_\_\_\_\_
- 6 The children are playing. \_\_\_\_\_









## Activities for pages 18–19

5

1 Put a tick (✓) or a cross (X) in the box.



1 This is a van. ☐



2 This is lightning. ☐



3 This is a store. ☐



4 This is a battery. ☐

2 Write *yes* or *no*.

1 Soon they are on the mountain again. \_\_\_\_\_

2 Grandpa says, 'Let's go home!' \_\_\_\_\_

3 The van flies up through the storm. \_\_\_\_\_

4 Rosie asks Grandpa a question. \_\_\_\_\_

5 Clunk uses electricity. \_\_\_\_\_

6 Clunk was at the store to buy a new blanket. \_\_\_\_\_



### 3 Choose and write the correct words.

Soon they are <sup>1</sup> \_\_\_\_\_ the van again.  
 The van <sup>2</sup> \_\_\_\_\_ up through the storm.  
 Later they are at home. Rosie <sup>3</sup> \_\_\_\_\_ ,  
 'Why was Clunk <sup>4</sup> \_\_\_\_\_ the store?'  
 Grandpa says, 'To buy a <sup>5</sup> \_\_\_\_\_ battery.  
 Clunk uses electricity.'

1 up in on

4 from for at

2 flies fly flying

5 newest new slow

3 talks asks is

### 4 Who says this? Write the names.

- 1 'Why was Clunk at the store?' \_\_\_\_\_
- 2 'This wasn't a nice, quiet  
afternoon.' \_\_\_\_\_
- 3 'But look at him now. He  
isn't slow!' \_\_\_\_\_
- 4 'Let's go home!' \_\_\_\_\_




Do you like this story? Talk to a friend.






# My Amazing Picnic

- 1 Draw a place for your picnic.  
Then answer the questions.


	Where is it?
	What can you do there?

- 2 Draw some food for your picnic.  
Then write about the food.


	



**3 Draw some friends for your picnic.  
Then answer the questions.**

	What are their names?
	What do they like?

**4 Draw the weather for your picnic.  
Then write about the weather.**

**Talk Tell a friend about your picnic.**






metal



mountains




picnic



rock




shout



start



store



storm




strong



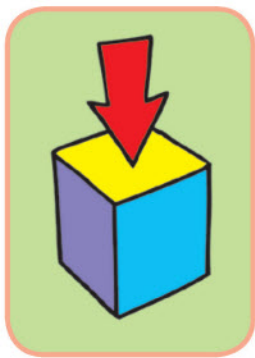
through




thunder




tie




top



umbrella



wheel



wire





# Oxford Read and Imagine

**Oxford Read and Imagine** graded readers are at eight levels (Starter, Beginner, and Levels 1 to 6) for students from age 4 and older. They offer great stories to read and enjoy.

Activities provide Cambridge Young Learner Exams preparation. See Key below.

At Levels 1 to 6, every storybook reader links to an **Oxford Read and Discover** non-fiction reader, giving students a chance to find out more about the world around them, and an opportunity for Content and Language Integrated Learning (CLIL).

For more information about **Read and Imagine**, and for Teacher's Notes, go to [www.oup.com/elt/teacher/readandimagine](http://www.oup.com/elt/teacher/readandimagine)


## KEY



Activity supports Cambridge Young Learner Starters Exam preparation




Activity supports Cambridge Young Learner Movers Exam preparation



## Oxford Read and Discover

Do you want to find out more about lightning and how electricity works? You can read this non-fiction book.



**OXFORD**  
UNIVERSITY PRESS

Great Clarendon Street, Oxford, OX2 6DP, United Kingdom  
Oxford University Press is a department of the University of Oxford. It furthers the University's objective of excellence in research, scholarship, and education by publishing worldwide. Oxford is a registered trade mark of Oxford University Press in the UK and in certain other countries

© Oxford University Press 2014

The moral rights of the author have been asserted

First published in 2014

2018 2017 2016 2015 2014

10 9 8 7 6 5 4 3 2 1

### No unauthorized photocopying

All rights reserved. No part of this publication may be reproduced, stored in a retrieval system, or transmitted, in any form or by any means, without the prior permission in writing of Oxford University Press, or as expressly permitted by law, by licence or under terms agreed with the appropriate reprographics rights organization.

Enquiries concerning reproduction outside the scope of the above should be sent to the ELT Rights Department, Oxford University Press, at the address above

You must not circulate this work in any other form and you must impose this same condition on any acquirer

Links to third party websites are provided by Oxford in good faith and for information only. Oxford disclaims any responsibility for the materials contained in any third party website referenced in this work

ISBN: 978 0 19 472298 8

Printed in China

This book is printed on paper from certified and well-managed sources

### ACKNOWLEDGEMENTS

*Main illustrations by:* Fabiano Fiorin / Milan Illustrations Agency.

*Activity illustrations by:* Dusan Pavlic / Beehive Illustration; Alan Rowe; Mark Ruffle.





Oxford Read and Imagine

# The Big Storm

By Paul Shipton Illustrated by Fabiano Fiorin

Grandpa takes Rosie, Ben, and Ben's friend Max to the mountains for a picnic. But a big storm is coming. Find out what happens.

Word count for this story: 689 words

**Read and Imagine** provides great stories to read and enjoy, with language support, activities, and projects. Follow Rosie, Ben, and Grandpa on their exciting adventures ...

Series Consultant: Paul Shipton

<b>Starter</b> 100 headwords	<b>Beginner</b> 150 headwords
<b>Level 1</b> 300 headwords	<b>Level 2</b> ✓ 450 headwords
<b>Level 3</b> 600 headwords	<b>Level 4</b> 750 headwords
<b>Level 5</b> 900 headwords	<b>Level 6</b> 1,050 headwords

**Also available:**

- Audio CD Pack
- Activity Book



You can also enjoy this non-fiction book from **Oxford Read and Discover**.

**OXFORD**  
UNIVERSITY PRESS

[www.oup.com/elt](http://www.oup.com/elt)

Level 2  
Activities  
support  
CYL Starters &  
Movers Exam  
preparation



ISBN 978-0-19-472298-8

