

Imagine!
2

Oxford Read and Imagine

Stop the Machine!




Stop the Machine!

By Paul Shipton

Illustrated by Fabiano Fiorin

Activities by Hannah Fish



Contents

🌸 Stop the Machine!	2
🌸 Activities	20
🌸 Project	36
🌸 Picture Dictionary	38
🌸 About Read and Imagine . .	40
🌸 Key (Activities for Exam Practice) . . .	40



Hello!
My name is Ben.

Hello!
My name is Rosie.

This is
Grandpa.

This is Grandpa's
van. It's fantastic!



Ben

Rosie's brother



Rosie

Ben's sister



Grandpa



Max

Ben's friend



Clunk

Grandpa's robot



Kim

Kim works at the recycling center.



Now let's read this story,
Stop the Machine!

‘What are you doing with those plastic bottles, Clunk?’ Ben asks. ‘Where are you taking them?’

‘To Grandpa’s van,’ says Clunk.

‘Can we help you?’ asks Max.

‘Yes, please!’ says Clunk. ‘You can open the van doors for me.’





Grandpa and Rosie come outside, too. Grandpa points at the empty bottles. 'We're taking them to the recycling center,' he says. 'Maybe they can be a new plastic chair or a new plastic toy.' 'How?' asks Ben.



Go to page 20 for activities.



‘Come to the recycling center with us and see,’ Grandpa tells the boys. ‘The machines there are fantastic.’

Soon Grandpa, the three children, Clunk, and lots of plastic bottles are in the van.

‘Let’s go,’ says Grandpa. Clunk starts the van.

When the van stops it's in a new place,
with lots of big machines and trucks.

‘We’re here!’ says Rosie.

Grandpa goes and talks to a woman
from the recycling center. Her name
is Kim.

‘Please can we see the machines?’ he asks.

‘OK,’ says Kim.




Go to page 22 for activities.

On one of the machines, lots of cans are moving on a big belt.

‘There are steel cans and aluminum cans,’ Kim says. She points at a big magnet above the belt. ‘We use that big magnet to take out the steel cans.’

‘Wow!’ says Ben.





Then Kim takes them to the machine for plastic bottles. A truck is putting bottles on a big belt.

‘Watch this,’ Kim says. ‘A machine at the top of the belt breaks the bottles into very small pieces. Then we can use those little pieces to make new things.’



Go to page 24 for activities.

‘I want to take a photo of this!’ says Max.

He takes out his cell phone, but his house key is in his pocket, too. The key falls out of his pocket!



‘Oh no!’ says Max.

‘What’s wrong?’ asks Kim.

‘My house key was in my jeans,’ says Max. ‘But now it’s under those bottles.’

On her phone, Kim speaks to a man in the recycling center's office. 'Please stop machine number two.'

When the machine stops, they look at the belt.

'How can we find my key there?' asks Max. 'It's very small.'

'I have an idea,' says Rosie.

Grandpa and Kim go with Rosie.



When Clunk learns about the key, he has an idea, too. He runs to the van. He pushes a red button and then ...



‘Wow!’ says Max.

‘The van’s small!’

Clunk jumps out of the van again. ‘And I’m small, too! Now I can find your key, Max!’

And I’m small, too!





Clunk is small and so it's easy for him to move under the plastic bottles. Soon Clunk sees the key.

‘That was easy!’ the robot says.


‘Now I can give Max his key!’



Go to page 28 for activities.

Oh no! The belt is moving again.
The key is in Clunk's arms, so he
can't use his hands. Then the belt
moves faster, and Clunk falls. There
is a big plastic bottle behind him ...
'Help!' shouts Clunk. 'I'm in a bottle!'





Clunk is scared. ‘I can’t climb out, and Ben and Max can’t hear me,’ he thinks. ‘I’m getting closer and closer to the machine at the top of the belt. That machine breaks the plastic bottles into little pieces. I don’t want to be lots of little pieces!’



Ben and Max are scared, too.

‘Turn off the machine!’ shouts Ben. ‘Please!’

But the man in the office can’t hear them.

‘What can we do?’ asks Max.

‘Clunk’s on that belt! It’s taking him to the machine at the top!’

Turn off the machine!



Then Ben and Max hear a truck behind them. Kim is driving it.

Rosie and Grandpa run to the boys. ‘This was my idea,’ says Rosie. ‘The truck has a big magnet on it. It can pick up your key, Max.’



Go to page 32 for activities.

‘Clunk’s on the belt, too,’ says Ben.
‘He’s small!’

‘And the belt’s moving again,’ says
Max. ‘We can’t stop it!’

‘Quick!’ says Rosie. ‘The magnet can
pick up Clunk, too!’

Kim moves the truck so the magnet
is above the belt. Then ...



The key flies up and hits the magnet. Then Clunk flies up, too. 'We have him!' says Grandpa.



Max is happy to have his key again. Clunk is on Rosie's hand.

'Thank you, Rosie!' shouts Clunk.

Grandpa is happy, too. 'It's good to recycle,' he says. 'But we don't want to recycle YOU, Clunk!'



Go to page 34 for activities.



Activities for pages 4-5

1 Write the words.

plastic chair toys ~~bottle~~
door recycling center




1 bottle



2 _____



3 _____



4 _____



5 _____



6 _____

2 Circle the correct words.

- 1 Clunk has lots of / a plastic bottles.
- 2 Ben and Max **wants** / **want** to help.
- 3 They open the van doors **for** / **to** Clunk.
- 4 Grandpa is **take** / **taking** the bottles to the recycling center.

3 Order the words.

1 doing / are you / bottles? / What / with those

What are you doing with those bottles?

2 are you / taking / Where / them?

3 takes / bottles to / Clunk / Grandpa's van. / the

4 and Rosie / come / outside. / Grandpa

5 to the / going / recycling center. / They / are

4 Look at the picture on page 5.

Answer the questions.

1 How many people are there? four

2 What color is the van? white and

3 What does Grandpa have? a

4 Who is helping Clunk? _____

5 Is Clunk in the van? _____






Activities for pages 6-7


5

1 Write the words.



1

1 children h d i c l e n r



2

2 _____ u k r c t



3

3 _____ e c p l a



4

4 _____ n a m i c e h

2 Complete the sentences.

starts talks ~~come~~ are stop see

- 1 The boys come to the recycling center, too.
- 2 The machines there _____ fantastic.
- 3 Clunk _____ the van.
- 4 When they _____, they are in a new place with machines and trucks.
- 5 Grandpa _____ to a woman called Kim.
- 6 They want to _____ the machines.

3 Choose and write the correct words.

They all get ¹ in Grandpa's van. Clunk starts the van. At the recycling center there are ² _____ of machines and trucks. Grandpa talks ³ _____ a woman from the recycling center. 'Please can ⁴ _____ see the machines?' he ⁵ _____.

1 on in at

4 we me us

2 lot lets lots

5 asking ask asks

3 for to at

4 Write *yes* or *no*.

1 There are lots of plastic bottles in the van.

yes

2 Grandpa starts the van.

3 When the van stops, it's in a new place.

4 The machines there are small.

5 Grandpa talks to a man.

6 Grandpa wants to see the machines.



Activities for pages 8–9

1 Match.

1 Cans are moving

2 There are steel cans and

3 Kim points at a

4 The magnet

5 Ben says,

• takes out the steel cans.

• on a big belt.

• 'Wow!'

• big magnet above the belt.

• aluminum cans.

2 Circle the correct answers.

1 What does the truck put on a big belt?

cans bottles machines

2 Where is the machine?

at the top of the belt on the truck
on the magnet

3 What does the machine do?

takes out the bottles breaks the bottles
moves the bottles


4 What do they make with the pieces?

a machine steel cans new things

3 Put a tick (✓) or a cross (X) in the box.



1 These are cans.

☒

2 This is a magnet.

☐

3 This is a belt.

☐

4 These are pieces.

☐

4 Order the events.

A machine breaks the bottles into small pieces.

People use the small pieces of plastic to make new things.

People use plastic bottles.

1

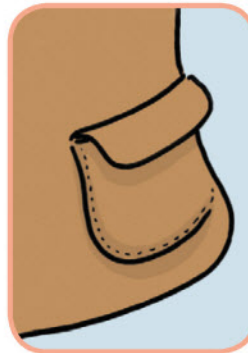



The plastic bottles go to the recycling center.

A truck puts the bottles on a belt.



Activities for pages 10–11

1 Match.



1 pocket

2 photo

3 cell phone

4 idea

5 key

6 office

2 Who says this? Write the names.

1 'I have an idea.'

Rosie

2 'My house key was in my jeans.'

3 'Please stop machine
number two.'


4 'I want to take a photo of this!'

5 'How can we find my key there?'

6 'What's wrong?'

3 Choose and write the correct words.


Max wants to take a ¹ photo. He takes out his cell phone. But his ² _____ key falls out of his pocket! It falls on the belt. Now it's under the bottles! Kim ³ _____ to a man in the office. The ⁴ _____ stops the machine. But how can they find the small ⁵ _____? Then Rosie has an idea. Grandpa and Kim go with her.



key



speaks



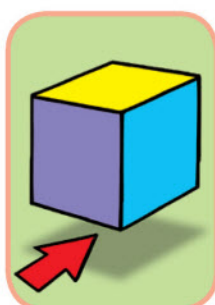
break



cans



~~photo~~



under



man



house

Talk What is Rosie's idea? Tell a friend your ideas.



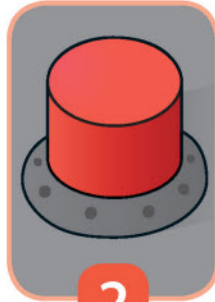
Activities for pages 12–13

5

1 Write the words.




1



2

1 _____ n u r

2 _____ t u o n t b



3



4

3 _____ n v a

4 _____ h s u p

2 Circle the mistakes. Then write the correct words.

1 Clunk have an idea, too.

has

2 Clunk runs on the van.

3 He pushes an red button.

4 Now the van are small.

5 Clunk is small, two!

6 Clunk jumps out at the van.

7 Now he can finding the key for Max.

8 Soon Clunk see the key.

3 Order the events.

Clunk sees the key.

Clunk pushes a red button.

Clunk moves under the plastic bottles.

Clunk runs to the van.

The van is small.

Clunk jumps out of the van.

Clunk has an idea.

4 Look at the picture on page 13.

Write *yes* or *no*.

1 There are lots of plastic bottles.

2 Clunk is small.

3 The bottles are moving.

4 The key is red.

5 There is a big machine.

6 Clunk is in the van.



Can Clunk give the key to Max?

Tell a friend your ideas.






Activities for pages 14–15

5

1 Put a tick (✓) or a cross (X) in the box.




1 This is behind.

☐

2 This is climb.

☐

3 This is scared.

☐

4 This is close.

☐

2 Complete the sentences.

climb use moving want getting falls

1 The belt is _____ again.

2 Clunk can't _____ his hands.

3 Clunk _____ on the belt.

4 He can't _____ out of the bottle.

5 He is _____ closer to the machine.

6 Clunk doesn't _____ to be little pieces!

3 Choose the best answers.

1 Max: Where is Clunk?

Ben: a I know. **b** I don't know.

c I not know.

2 Max: I can see him!

Ben: a Who is he? b What is he?

c Where is he?

3 Max: He's on the belt!

Ben: a Are you OK? b Are we OK?

c Is he OK?

4 Max: I don't know. What can we do?

Ben: a We can help him.

b We can helping him.

c We can helps him.

5 Max: How?

Ben: a Move with me. b Come with me.

c Break with me.

4 Match.

1 The key is •

• in a bottle!

2 When the belt •

• moves, Clunk falls.

3 Clunk is •

• in Clunk's arms.

4 He can't •


• climb out.



Activities for pages 16–17

1 Choose and write the correct words.

Ben and Max are scared. Ben shouts,
'¹ _____ the machine!' But the man in
the ² _____ can't hear. The belt is taking
Clunk to the ³ _____. Then they see Kim.
She is ⁴ _____ a truck. The truck has a
⁵ _____ on it. The magnet can pick up
the key.



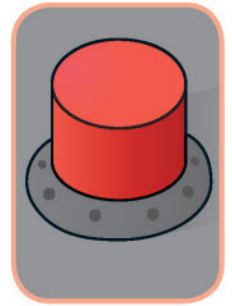
office



pick up



driving




button



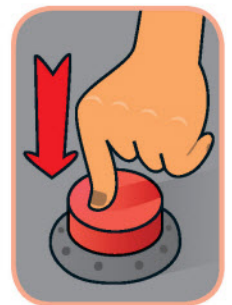
magnet



turn off



machine



push



Can they help Clunk?
Tell a friend your ideas.

2 Circle the mistakes. Then write the correct words.

- 1 The man on the office can't hear Ben. _____
- 2 The belt is take Clunk to the machine. _____
- 3 Ben and Max hear a truck behind they. _____
- 4 Kim does driving the truck. _____
- 5 Rosie and Grandpa run too the boys. _____
- 6 The truck can a magnet on it. _____

3 Look at the picture on page 17. Answer the questions.

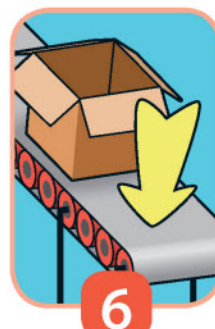



- 1 Where is Kim? in the _____
- 2 What color is the truck? _____
- 3 Who is next to Ben? _____
- 4 Can you see Clunk? _____
- 5 Does Kim have a hat? _____
- 6 What is Kim doing? _____
- 7 Is the magnet small? _____



Activities for pages 18–19

1 Write the words.

recycle hand happy belt fly pick up



1 _____

2 _____

3 _____

4 _____

5 _____

6 _____

2 Write *yes* or *no*.

1 The belt is moving.

2 The magnet picks up the key.

3 The magnet can't pick up Clunk.

4 Max is happy to have his key.

5 Clunk is on Grandpa's hand.

3 Choose and write the correct words.

The belt is moving and they can't ¹ _____ it. Kim moves the truck so the magnet is ² _____ the belt. The key ³ _____ up to the magnet. Then Clunk flies up to ⁴ _____ magnet, too! Max is happy to have ⁵ _____ key. And Grandpa is happy to have Clunk!

1 stops stopping stop

4 that it the

2 on above to

5 his him its

3 fly flies flying

4 Who says this? Write the names.

1 'But we don't want to recycle YOU, Clunk!'

2 'Clunk's on the belt, too.'

3 'The magnet can pick up Clunk, too!'

4 'Thank you, Rosie.'

Do you like this story? Talk to a friend.



A Recycling Poster

- 1 What things can we recycle?
Write them in the chart.

Plastic things



bottles

Aluminum things



cans

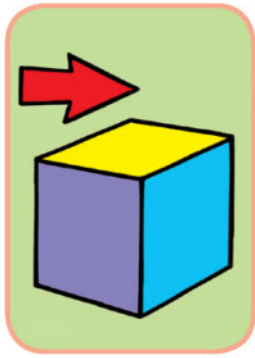
Talk Talk to a friend. Can your friend think of more things we recycle? Write them in your chart.

- 2** Look on the Internet. Find out what new things we make from plastic and aluminum. Write them in the chart.


New plastic things	New aluminum things

- 3** Make a poster. Find or draw pictures of things we recycle, and the new things we make.
- 4** Display your poster in your classroom.

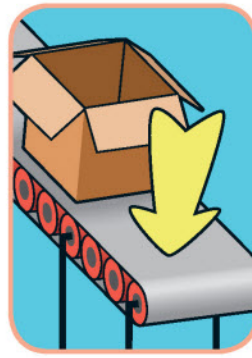
Picture Dictionary



above



aluminum



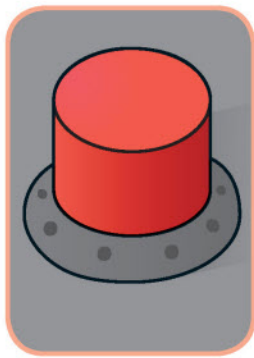
belt



bottle




break



button




cans



cell phone



chair



climb




close




idea




key



machine



magnet



office



photo



pick up




pieces



place



plastic




pocket




push



recycle



recycling
center




scared




steel




toys



truck



turn off



under



up



Oxford Read and Imagine

Oxford Read and Imagine graded readers are at nine levels (Early Starter, Starter, Beginner, and Levels 1 to 6) for students from age 3 or 4 and older. They offer great stories to read and enjoy.

Activities provide Cambridge Young Learners Exams preparation. See Key below.

At Levels 1 to 6, every storybook reader links to an **Oxford Read and Discover** non-fiction reader, giving students a chance to find out more about the world around them, and an opportunity for Content and Language Integrated Learning (CLIL).

For more information about **Read and Imagine**, and for Teacher's Notes, go to www.oup.com/elt/teacher/readandimagine


KEY



Activity supports Cambridge Young Learners Starters Exam preparation



Activity supports Cambridge Young Learners Movers Exam preparation



Oxford Read and Discover

Do you want to find out more about how we make plastic and how we recycle it?
You can read this non-fiction book.



OXFORD
UNIVERSITY PRESS

Great Clarendon Street, Oxford, OX2 6DP, United Kingdom
Oxford University Press is a department of the University of Oxford. It furthers the University's objective of excellence in research, scholarship, and education by publishing worldwide. Oxford is a registered trade mark of Oxford University Press in the UK and in certain other countries

© Oxford University Press 2015

The moral rights of the author have been asserted

First published in 2015

2019 2018 2017 2016 2015

10 9 8 7 6 5 4 3 2 1

No unauthorized photocopying

All rights reserved. No part of this publication may be reproduced, stored in a retrieval system, or transmitted, in any form or by any means, without the prior permission in writing of Oxford University Press, or as expressly permitted by law, by licence or under terms agreed with the appropriate reprographics rights organization.

Enquiries concerning reproduction outside the scope of the above should be sent to the ELT Rights Department, Oxford University Press, at the address above

You must not circulate this work in any other form and you must impose this same condition on any acquirer
Links to third party websites are provided by Oxford in good faith and for information only. Oxford disclaims any responsibility for the materials contained in any third party website referenced in this work

ISBN: 978 0 19 472304 6

Printed in China

This book is printed on paper from certified and well-managed sources

ACKNOWLEDGEMENTS

Main illustrations by: Fabiano Fiorin/
Milan Illustrations Agency.

Additional illustrations by: Dusan Pavlic/
Beehive Illustration, Alan Rowe, Mark Ruffle.



Oxford Read and Imagine

Stop the Machine!

By Paul Shipton 🌸 Illustrated by Fabiano Fiorin

Ben, Rosie, and Max are visiting the recycling center. The big machines are exciting – but oh no! Max drops his house key! Can Clunk help? What is Rosie's idea? Find out what happens.

Word count for this story: 764 words

Read and Imagine provides great stories to read and enjoy, with language support, activities, and projects. Follow Rosie, Ben, and Grandpa on their exciting adventures ...

Series Consultant: Paul Shipton

 Early Starter 150 headwords	 Starter 150 headwords	 Beginner 150 headwords
 Level 1 300 headwords	 Level 2 ✓ 450 headwords	
 Level 3 600 headwords	 Level 4 750 headwords	
 Level 5 900 headwords	 Level 6 1,050 headwords	

Also available:

- 🔊 Audio Pack
- 📖 Activity Book



You can also enjoy this non-fiction book from **Oxford Read and Discover**.

SHAPING learning TOGETHER

OXFORD
UNIVERSITY PRESS

www.oup.com/elt

Level 2
Activities
support
CYL Starters &
Movers Exam
preparation



ISBN 978-0-19-472304-6

