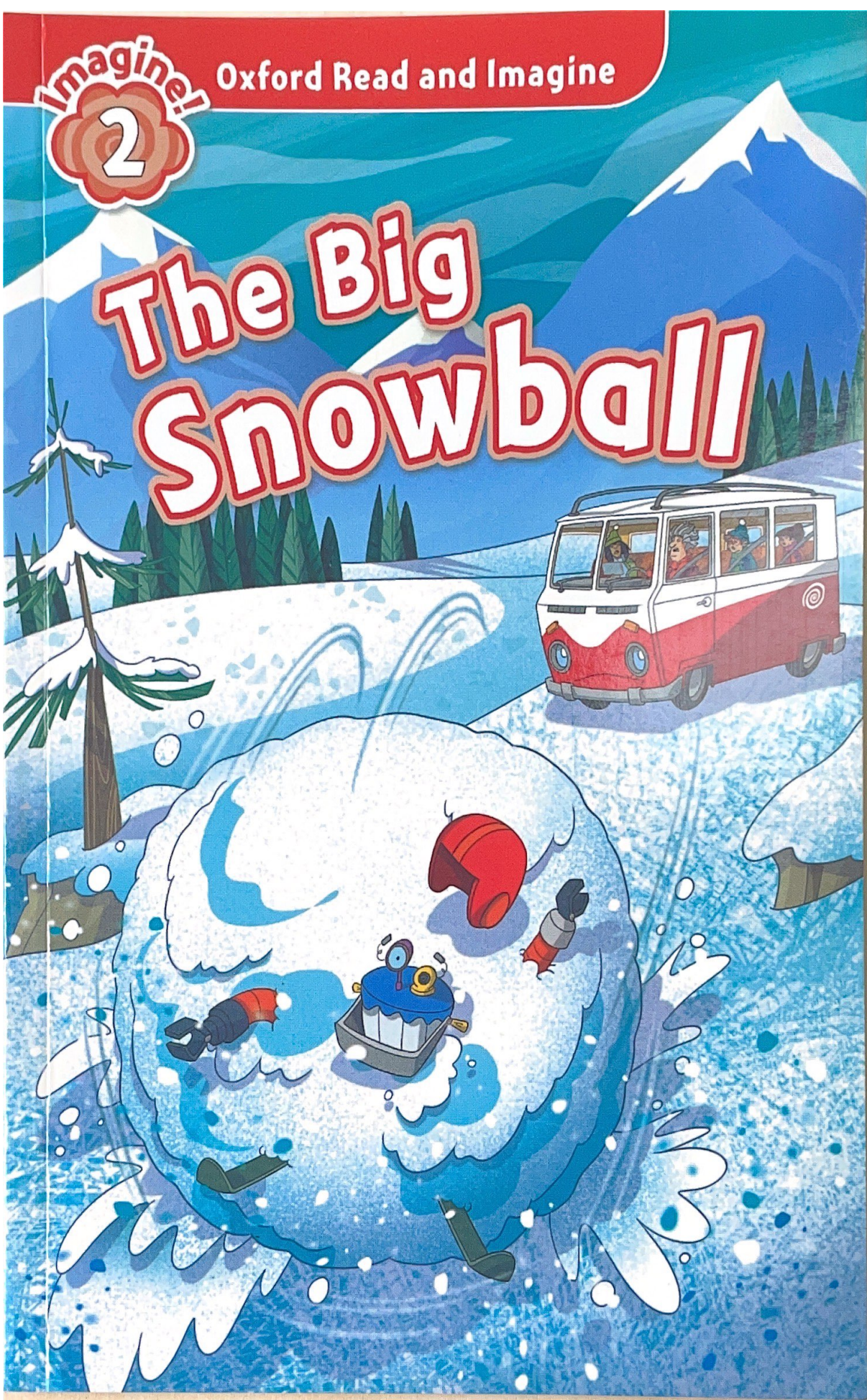


Imagine!
2

Oxford Read and Imagine

The Big Snowball





Oxford Read and Imagine

The Big Snowball

By Paul Shipton

Illustrated by Fabiano Fiorin

Activities by Hannah Fish



Contents

❁ The Big Snowball.	2
❁ Activities	20
❁ Project	36
❁ Picture Dictionary	38
❁ About Read and Imagine . .	40
❁ Key (Activities for Exam Practice) . . .	40

OXFORD
UNIVERSITY PRESS



Hello!
My name is Ben.

Hello!
My name is Rosie.

This is
Grandpa.

This is Grandpa's
van. It's fantastic!



Ben
Rosie's brother



Rosie
Ben's sister



Grandpa



Clunk
Grandpa's robot



Alice
Rosie's friend

Now let's read this story,
The Big Snowball.

'Where are we going today, Grandpa?' asks Ben.

'I'm taking you to the mountains,' says Grandpa.

Alice is happy. 'I love playing in the snow!' she says.

But when the van stops, the children can't see any snow.

'It's too hot for snow in these mountains,' says Grandpa.



'We can go for a nice, long walk,' says Grandpa. 'Come on!'

They start to walk on a little path in the mountains.

The mountains are beautiful, but soon the children are hot and thirsty.



→ Go to page 20 for activities.

They meet a family on the path.

'Hello,' says the father. 'We're looking for the lake. Can you help?'

Grandpa points. 'The lake is a long way from here,' he says.

The family are not happy to hear that. They are hot, tired, and thirsty.



Grandpa stops and thinks. 'Maybe it IS too hot here today,' he says.

'It's the hottest summer here ever!' says Clunk.

Grandpa starts to go to the van again. 'I have a new idea!' he says. 'Let's go to some COLDER mountains!'

Soon the van is
in a new place.
'That's better!'
says Alice. 'These
mountains are very
snowy!'

The children put on big coats and hats.
Then they run to play in the snow.

'Don't go close to the edge, please,'
says Grandpa. 'We are very high here.'



Rosie makes a snowball. She rolls it,
and it gets bigger and bigger.



'Let's make a snowman!' she says.
'This can be the head!'

'That's a good idea,' says Ben. 'I can
make a very big snowball for the
snowman's body.'

Ben's snowball gets bigger and bigger.
'Ben!' shouts Rosie. 'You're getting close to the edge.'

Ben stops, but the big snowball doesn't stop. It starts to roll down the mountain.
Ben watches it. 'Oh no!' he says.



The big snowball is fast.
It picks up more and more
snow, and it gets bigger and bigger.

Rosie is scared. 'Look,' she says.
'There's a little house at the bottom
of the mountain.'

'I can stop that snowball,' says Clunk.
'I'm very fast when I ski. Watch!'

Clunk skis down the mountain
after the big snowball.

The snowball is fast,
but Clunk is faster!

When he is in the right
place, he stops and
turns. But now the
big snowball is
bigger than
Clunk. It's
bigger than
a car!

'Oh dear,' says
the little robot.

The big snowball hits Clunk. Now it is
rolling down the mountain with Clunk
in it!

'Help!' shouts Clunk. He can't stop the
snowball. It picks up more snow – now
the snowball is bigger than a bus!

→ Go to page 28 for activities.

At the top of the mountain, the children run to the van.

'Quick, Grandpa!' says Rosie.
'Let's help Clunk!'



Grandpa starts the van and drives down the mountain. The big snowball is very fast but Grandpa's fantastic van is a lot faster! It flies over the snow.



'But how can we stop that snowball?' says Grandpa.
'It's too big!'

'I have an idea,' says Alice.
'You have to fly the van in front of the snowball. Quick!'
'OK,' says Grandpa.



Soon the van is in front of the big snowball. But the snowball is very close to the little house ...

➔ Go to page 30 for activities.

'Three, two, one ... NOW!' says Alice.

Grandpa hits the computer screen with his finger.



Then there are lights in front of the van and the van flies into them ...



When the van flies out of the lights, it's in the hot, sunny mountains again.

Ben looks behind the van. 'Look! The big snowball's here, too!' he says.

'But it isn't stopping,' says Rosie.


'That's OK,' says Alice. 'Watch it ...'

Very soon the big snowball can't roll because it starts to melt.

'It's too hot here for a snowball!' says Alice.

Soon Clunk can move again.

'Thank you!' he says, and he jumps up.



The family in the mountains run to the big snowball.

'This is fantastic!' says the girl.

'We can make snowballs!' says the boy.

But soon the snowball is a pool of water.

'You can't make snowballs,' says Ben.

'But you can have a nice, cold drink!'



Activities for pages 4-5

1 Write the words.



1 m o u n t a i n



2 _____



3 _____



4 _____



5 _____

2 Circle the correct words.

- Grandpa takes the children at / to the mountains.
- Alice loves playing for / in the snow.
- The children can't / aren't see any snow.
- The mountains are too / to hot for snow.
- They walk on an / a little path in the mountains.
- Soon the children are / is hot and thirsty.

3 Look at the picture on page 5. Answer the questions.

- Where are Grandpa and the children? in the mountains
- Who is next to Rosie? _____
- Is Clunk with Grandpa and the children? _____
- What color are Alice's shoes? _____
- Is it hot here? _____
- Can you see any animals? _____

4 Order the words.

- and the / children / the mountains. / Grandpa / go to
Grandpa and the children go to the mountains.
- go for / walk. / a / They / nice, long

- and thirsty. / Soon / children / hot / are / the

Talk Do you like to go for a walk?
Where do you go? Talk to a friend.

Activities for pages 6-7

1 Put a tick (✓) or a cross (X) in the box.



1 This is a family. ☒



2 This is the summer. ☐



3 This is tired. ☐



4 This is point. ☐



5 This is a lake. ☐



6 This is an idea. ☐

Talk Do you like the mountains? Do you like hot mountains or cold, snowy mountains? Talk to a friend.

2 Find the words to complete the chart.

new	newer	newest
	thirstier	thirstiest
cold		coldest
	happier	happiest
	longer	longest
hot	hotter	

3 Choose and write the correct words.

Grandpa and the ¹ children meet a family. The family are looking for a ² _____, but it is a long way. The family are ³ _____, tired, and thirsty. Then ⁴ _____ has an idea. He says, 'Let's go to some COLDER mountains!'



Grandpa



children



Alice



hot



lake



Activities for pages 8-9

1 Write the words.



1 t a h
hat



2 g e d e



3 l n w l a o b s



4 a o t c



5 w m o s n a n



6 g h i h

2 Match.

- | | |
|----------------------|-----------------------|
| 1 The van takes them | • in the snow. |
| 2 The children play | • snowman's body. |
| 3 Rosie makes a | • to snowy mountains. |
| 4 Ben makes the | • big snowball. |

Talk Can you make a snowman? Talk to a friend.

3 Choose and write the correct words.

Grandpa and ¹ the children are ² in the mountains. The children put on coats and hats and run ³ in the snow. Rosie makes a snowball. The snowball is a snowman's ⁴. Ben makes ⁵ big snowball for the snowman's body.

1 the some a

4 head hand hat

2 higher highest high

5 a an that

3 playing to play play

4 Look at pages 8 and 9 and complete the sentences. You can use 1, 2, or 3 words.

- 1 Soon the van is in a new place.
- 2 They are very in the mountains.
- 3 Grandpa says, 'Don't the edge, please.'
- 4 Rosie wants to snowman.



Activities for pages 10-11

1 Look at the picture on page 11. Write *yes* or *no*.

- 1 The snowball is rolling down the mountain. yes
- 2 The children are watching the snowball. _____
- 3 The snowball is at the bottom of the mountain. _____
- 4 There is a house at the top of the mountain. _____
- 5 There are some trees on the mountain. _____
- 6 Clunk is wearing skis. _____
- 7 The mountain is very snowy. _____

2 Who says this? Write the names.

- 1 'I can stop that snowball.' Clunk
- 2 'Ben! You're getting close to the edge.'
- 3 'There's a little house at the bottom of the mountain.'
- 4 'Oh no!'
- 5 'I'm very fast when I ski. Watch!'

3 Choose and write the correct words.

Ben's snowball gets bigger and bigger. Ben gets ¹ _____ to the edge of the mountain, and his snowball starts to ² _____ down the mountain! Rosie is ³ _____. There is a little house at the ⁴ _____ of the mountain. But Clunk can stop the snowball. He can ⁵ _____ and he is very fast! The children watch Clunk.




ski



fast




house



scared



close



bottom



down



roll

Talk Can Clunk get the snowball?
Tell a friend your ideas.



Activities for pages 12-13

1 Choose and write the correct words.



a robot



a place



a car



a bus

- 1 Lots of people have one of these. They drive it when they want to go somewhere.
- 2 This can look like a person, but is made of metal.
- 3 Lots of people can go on this when they want to go somewhere. It is like a car, but much bigger.

a car

2 Complete the sentences.

turns picks ~~skis~~ hits

- 1 Clunk skis after the big snowball.
- 2 At the right place, Clunk stops and _____.
- 3 The big snowball _____ Clunk.
- 4 The snowball _____ up more snow.

3 Circle the mistakes. Then write the correct words.

- 1 Clunk runs down the mountain after the snowball. skis
- 2 Clunk is slower than the snowball. _____
- 3 At the right place, Clunk stops and shouts. _____
- 4 Now the snowball is smaller than a car. _____
- 5 The snowball hits Clunk and rolls up the mountain. _____
- 6 Clunk can stop the snowball. _____

4 Look at the picture on page 13. Write *yes* or *no*.


- 1 The snowball is very big. _____
- 2 Clunk is in the snowball. _____
- 3 There is a cat in the snowball, too. _____
- 4 Clunk is happy. _____
- 5 The snowball is rolling down the mountain. _____

Talk What happens to Clunk and the snowball?
Tell a friend your ideas.



Activities for pages 14-15

1 Write the words.



1 o p t

top



2 l y f



3 n a v

2 Circle the correct answers.

1 Where do the children run?

to the snowball to Clunk to the van

2 Which is faster?

the snowball Grandpa's van

3 Who has an idea?

Alice Rosie Ben

4 Where does Grandpa have to fly the van?

to the top of the mountain
in front of the snowball

3 Choose the best answers.

1 Grandpa: But how can we stop the snowball?

Alice: a I have an idea! b I get an idea!
c I am an idea!

2 Grandpa: Oh good. What is your idea?

Alice: a You have for fly the van.
b You have fly the van.
c You have to fly the van.

3 Grandpa: Where to?

Alice: a In front of the snowball.
b In front the snowball.
c Front of the snowball.

4 Grandpa: Do you want me to do it now?

Alice: a Yes, the snowball's close to the house.
b Yes, the snowball close to the house.
c Yes, the snowballs close to the house.

4 Match.

- | | |
|--------------------|----------------------|
| 1 The children • | • over the snow. |
| 2 Grandpa drives • | • run to the van. |
| 3 The van flies • | • down the mountain. |

Activities for pages 16-17

1 Put a tick (✓) or a cross (X) in the box.



1 This is a finger. ☐



2 This is a light. ☐



3 This is in front of. ☐



4 This is a screen. ☐

2 Order the words.

1 hits / computer / Grandpa / screen. / the

2 lights / the van. / There / in front of / are

3 is in / hot / The / mountains again. / van / the

4 too! / snowball / there, / is / The

3 Choose and write the correct words.

Grandpa hits the ¹ _____ screen, and there are lights in front of the ² _____. The van flies into the lights, and is in the ³ _____ mountains again. ⁴ _____ looks behind the van. The ⁵ _____ is there, too. The children watch the snowball.



Clunk



computer



van



snowman



snowball



Ben



hot



cold

4 Now tick (✓) the best name for pages 16 and 17.

Back in the cold mountains ☐

Back in the high mountains ☐

Back in the hot mountains ☐

Activities for pages 18-19

1 Write the words.



1 _____



2 _____



3 _____



4 _____

2 Look at page 18 and complete the sentences. You can use 1, 2, or 3 words.

- 1 The big snowball _____ melt.
- 2 Now the big _____ can't roll.
- 3 It's _____ for a snowball.
- 4 Now Clunk can _____ again.
- 5 Clunk _____ up.

3 Circle the correct words.

- 1 It is **too** / **so** hot for a snowball.
- 2 The big snowball starts **for** / **to** melt.
- 3 The family **of** / **in** the mountains are there.
- 4 They **run** / **running** to the big snowball.
- 5 The boy wants **making** / **to make** snowballs.
- 6 But soon the snowball is **an** / **a** pool of water.
- 7 Now the family can **having** / **have** a nice, cold drink!

4 Who says this? Write the names.

- 1 'We can make snowballs!' _____
- 2 'It's too hot here for a snowball!' _____
- 3 'You can't make snowballs.' _____
- 4 'This is fantastic!' _____
- 5 'Thank you!' _____
- 6 'But you can have a nice, cold drink!' _____

Talk Do you like this story? Talk to a friend.



The Highest Mountain in the World

Talk Do you know the name of the highest mountain in the world? Talk to a friend.

1 Read about Mount Everest.

Mount Everest is the highest mountain in the world. It is 8848 meters high. Mount Everest is in Asia, and is over 60 million years old. It is very cold at the top of Mount Everest, so nothing lives there.



Talk Do you know more about Mount Everest? Talk to a friend.

2 Answer the questions about Mount Everest.


1 How high is Mount Everest?

2 How old is Mount Everest?

3 Is it hot at the top of Mount Everest?


4 Can anything live at the top of Mount Everest?

3 Draw a mountain. Is it a hot mountain or a cold, snowy mountain?



Talk Do you know about a mountain in your country? Tell a friend about the mountain.

Picture Dictionary



bottom



bus



coat



cold



down



drink



edge



hat



head



high



hot



house



lake



light



melt



mountain



over



path



place



pool



roll



run



screen



ski



snow



snowball



snowman



thirsty



tired



turn



up



watch



Oxford Read and Imagine

Oxford Read and Imagine graded readers are at nine levels (Early Starter, Starter, Beginner, and Levels 1 to 6) for students from age 3 or 4 and older. They offer great stories to read and enjoy.

Activities provide Cambridge Young Learners Exams preparation. See Key below.

At Levels 1 to 6, every storybook reader links to an Oxford Read and Discover non-fiction reader, giving students a chance to find out more about the world around them, and an opportunity for Content and Language Integrated Learning (CLIL).

For more information about Read and Imagine, and for Teacher's Notes, go to www.oup.com/elt/teacher/readandimagine


KEY

- Activity supports Cambridge Young Learners Starters Exam preparation
- Activity supports Cambridge Young Learners Movers Exam preparation



Oxford Read and Discover

What animals live in the mountains?
What plants grow there? To find out
more about mountains, you can read
this non-fiction book.



OXFORD
UNIVERSITY PRESS

Great Clarendon Street, Oxford, OX2 6DP, United Kingdom
Oxford University Press is a department of the University of Oxford. It furthers the University's objective of excellence in research, scholarship, and education by publishing worldwide. Oxford is a registered trade mark of Oxford University Press in the UK and in certain other countries

© Oxford University Press 2017

The moral rights of the author have been asserted

First published in 2017

2021 2020 2019 2018 2017

10 9 8 7 6 5 4 3 2 1

No unauthorized photocopying

All rights reserved. No part of this publication may be reproduced, stored in a retrieval system, or transmitted, in any form or by any means, without the prior permission in writing of Oxford University Press, or as expressly permitted by law, by licence or under terms agreed with the appropriate reprographics rights organization. Enquiries concerning reproduction outside the scope of

the above should be sent to the ELT Rights Department, Oxford University Press, at the address above

You must not circulate this work in any other form and you must impose this same condition on any acquirer. Links to third party websites are provided by Oxford in good faith and for information only. Oxford disclaims any responsibility for the materials contained in any third party website referenced in this work

ISBN: 978 0 19 473651 0

Printed in China

This book is printed on paper from certified and well-managed sources

ACKNOWLEDGEMENTS

Main illustrations by: Fabiano Fiorin/
Milan Illustrations Agency.

Additional illustrations by: Dusan Pavlic/
Beehive Illustration. Alan Rowe, Mark Ruffle.

The publisher would like to thank the following for permission to reproduce photographs: OUP RF p. 36 (kaetana).



Oxford Read and Imagine

The Big Snowball

By Paul Shipton Illustrated by Fabiano Fiorin

Grandpa and Clunk take Ben, Rosie, and Alice into the snowy mountains. Rosie and Ben want to make a snowman, but Ben's snowball gets bigger and bigger ... Then what happens?

Word count for this story: 721 words

Read and Imagine provides great stories to read and enjoy, with language support, activities, and projects. Follow Rosie, Ben, and Grandpa on their exciting adventures ...

Series Consultant: Paul Shipton

Early Starter
30 headwords

Starter
100 headwords

Beginner
150 headwords

Level 1
300 headwords

Level 2 ✓
450 headwords

Level 3
600 headwords


Level 4
750 headwords

Level 5
900 headwords

Level 6
1,050 headwords

Available:

- Audio Pack
- Activity Book
- e-Book



You can also enjoy this non-fiction book from Oxford Read and Discover.

OXFORD
UNIVERSITY PRESS

www.oup.com/elt

Level 2
Activities
support
CYL Starters &
Movers Exam
preparation



ISBN 978-0-19-473651-0

