

Imagine!
2

Oxford Read and Imagine



Sheep in the Snow

Sheep in the Snow

By Paul Shipton

Illustrated by Fabiano Fiorin

Activities by Hannah Fish



Contents

🌸 Sheep in the Snow	2
🌸 Activities	20
🌸 Project	36
🌸 Picture Dictionary	38
🌸 About Read and Imagine . .	40
🌸 Key (Activities for Exam Practice) . . .	40



Hello!
My name is Ben.

Hello!
My name is Rosie.

This is
Grandpa.

This is Grandpa's
van. It's fantastic!



Ben

Rosie's brother



Rosie

Ben's sister



Grandpa



Alice

Rosie's friend



Katy

Grandpa's
cousin, a farmer



Jim

Katy's husband,
a farmer



Now let's read this story,
Sheep in the Snow.

‘What animals can we see on your cousin’s farm?’ asks Alice.

Grandpa is taking the children to his cousin Katy’s farm in the hills.

‘Sheep,’ says Grandpa. ‘Lots of sheep.’

‘And lambs, too!’ says Rosie.

‘Fantastic!’ says Alice. She loves baby animals.





Soon the van is at the farm.
'It's snowing,' says Ben. 'But
it's spring now.'
'Great!' says Rosie. 'I love playing
in the snow.'
But Grandpa isn't happy. 'Snow is
bad for farms at this time of year.'



Go to page 20 for activities.



The children put on winter clothes from the van.

Aunt Katy comes outside. 'I'm sorry, but I can't show you the lambs today,' she says. 'We're too busy.' She points to the hills. 'When the snow started in the night, our sheep were outside.'

Uncle Jim comes outside to see Grandpa and the children. He has a spade in his hand and he's very tired. 'It was a lot of work. Most of the sheep are in the barn now,' he says, 'but some are up in the hills. It's snowing more and more. I'm scared.'



Go to page 22 for activities.

‘I can help with my van,’ says Grandpa.

‘Thanks,’ says Jim, ‘but your van can’t go up those hills in snow.’

‘Watch,’ says Grandpa.

He types some numbers on the van’s computer, and then ...



‘Now it can go up hills!’
says Grandpa.



Grandpa starts to take Katy and Jim up the hill in the van.

‘Please wait in the house, children,’ he shouts.

But Clunk points at one of the hills.

‘Look,’ he says to Ben, Rosie, and Alice.

‘There’s a sheep at the top of that hill.

It can’t move.’



Go to page 24 for activities.

‘Grandpa’s busy,’ Alice says. ‘He can’t help that sheep, too.’

‘We can help it!’ says Ben. ‘Come on!’

Clunk goes up the hill and the children walk behind him. It isn’t easy to walk on the snow, but they don’t stop.





After a long walk, they
come to the top of the hill.
The snow's very deep there.

‘Look,’ says Alice. ‘I can
see the sheep’s head, but
its body is under the snow.’

‘Clunk, can you move the
snow?’ asks Ben.



Go to page 26 for activities.

Clunk is fast. He moves the snow, and then ...

‘Look!’ says Alice. ‘There are two lambs here too.’

‘What now?’ asks Ben. ‘They can’t be here in the cold. But we can’t carry them down the hill. There’s no time for that.’





Rosie points to a little hut on the hill. ‘Can we put them in there?’ she asks.

Alice isn’t sure. ‘The big barn is better for them,’ she says. ‘But how can we take them there quickly?’ ‘I have an idea,’ says Ben.




Go to page 28 for activities.



‘Clunk, can you take the roof off that hut for us?’ asks Ben.

‘OK,’ says Clunk.
The robot goes and climbs up to the top of the hut.



When Clunk comes back with the roof, the two girls don’t understand. ‘What are you doing?’ asks Alice.



‘This isn’t a roof now,’ says Ben. ‘It’s our new sled! Quick – sit down on it.’

The girls sit down with the lambs in their arms. Clunk has the mother sheep in his long arms.

‘One, two, three ...’ Ben runs and pushes the sled. ‘Let’s go!’



Go to page 30 for activities.

It's snowing more and more now. The children can't see in front of them.

'This is too fast!' shouts Alice. 'How can we stop?'

'I don't know!' says Clunk. 'And there's a big wall at the bottom of the hill!'





‘Quick!’ shouts Rosie.

‘Move your bodies to the left!’

The sled moves to the left. But the wall is getting closer and closer.

‘There isn’t time,’ thinks Alice. She’s scared, and she closes her eyes.

But the sled doesn’t hit the wall.

‘Well done!’ shouts Rosie.



Go to page 32 for activities.

At the farm, Jim is taking sheep into the barn.

Katy and Grandpa are at the barn. 'Where are the children?' asks Katy.

'We're here!' says Ben. 'And we have three more sheep!'

The sled stops in front of Grandpa and Katy.





When all the sheep are in the barn, the children go in the house for a drink of hot chocolate.

‘Well done, children,’ says Katy. ‘And thank you.’

She has presents for them. ‘These sweaters are from the wool on this farm,’ she says.

‘I love my sweater!’ says Clunk.



Go to page 34 for activities.



Activities for pages 4-5

1 Write the words.

sheep farm hill lamb snow animals



1 snow




2 _____



3 _____



4 _____



5 _____



6 _____

2 Write *yes* or *no*.

1 Katy is Grandpa's cousin. yes

2 Katy has a farm in the hills. _____

3 There are sheep on the farm. _____

4 Alice doesn't like baby animals. _____

5 At the farm it is snowing. _____

6 Grandpa is happy about the snow. _____

7 Snow is bad for farms in the spring. _____

3 Circle the mistakes. Then write the correct words.

- 1 'What animals can we seeing on the farm?' see
- 2 Grandpa is taking the children for Katy's farm. _____
- 3 There are lot of sheep on Katy's farm. _____
- 4 Alice love baby animals. _____
- 5 When them get to the farm, it is snowing. _____
- 6 Rosie loves play in the snow. _____

4 Choose the best answers.

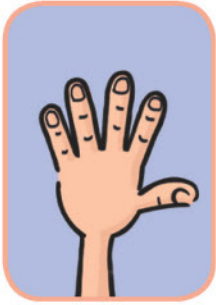
- 1 Ben: Is it snowing at the farm?
Grandpa: **a** Yes, that is. **b** Yes, it is.
 c Yes, there is.
- 2 Ben: But it's spring now.
Grandpa: **a** I know. **b** I see. **c** I have.
- 3 Ben: Is snow good for farms in spring?
Grandpa: **a** No, it's good for them.
 b Yes, it's bad for them.
 c No, it's bad for them.



Activities for pages 6-7

2

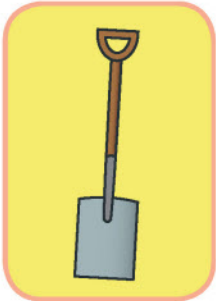
1 Put a tick (✓) or a cross (X) in the box.



1 This is a hill.



2 These are clothes.



3 This is a barn.



4 This is a spade.



2 Circle the correct answers.

1 What do the children put on?

spring clothes winter clothes
summer clothes

2 When did the snow start?

in the morning in the afternoon
in the night

3 Where were the sheep when the snow started?

in the house in the barn outside

3 Choose and write the correct words.

Aunt Katy ¹ can't show them the lambs today. She is ² _____ busy. When the snow started, the sheep ³ _____ outside. Uncle Jim is very ⁴ _____, but now most of the sheep are in the barn. But ⁵ _____ sheep are up in the hills. Uncle Jim is scared.

1 aren't ~~can't~~ haven't

2 to two too

4 tiring tired tire

3 was were had

5 any the some

4 Look at the picture on page 7. Answer the questions.



- 1 Where are they? at Katy's farm
- 2 How many people are there? _____
- 3 Where is Katy? next to _____
- 4 What does Uncle Jim have? a _____
- 5 Is it snowing? _____

Talk Can they help the sheep in the hills?
Tell a friend your ideas.



Activities for pages 8–9

1 Match.



- 1 move
- 2 type
- 3 computer
- 4 shout
- 5 point
- 6 top

2 Circle the correct words.

- 1 Grandpa can help with his van / spade.
- 2 Grandpa types some **letters** / numbers on the van's computer.
- 3 Now the van can go up **barns** / hills.
- 4 **Clunk** / Rosie points at one of the hills.
- 5 There is a sheep at the **bottom** / top of the hill.
- 6 The sheep **can** / can't move.

3 Match.

1 'I can help

• go up hills!'

2 Clunk points

• at the top of that hill.'

3 'Thanks, but
your van

• in the house, children.'

• with my van.'

4 'Now it can

• at one of the hills.

5 'Please wait

• can't go up those
hills in snow.'

6 'There's a sheep

4 Order the events.

Grandpa types some numbers on the
van's computer.

Grandpa says, 'I can help with my van.'

Grandpa shouts, 'Please wait in the
house, children.'

Clunk points at one of the hills.

The van starts to go up the hill.

They see a sheep that can't move.

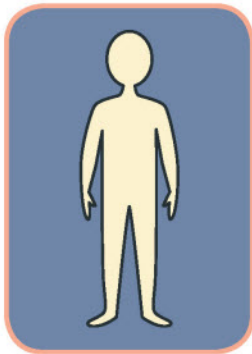
Talk What can the children do? Tell a friend
your ideas.




Activities for pages 10–11

1 Choose and write the correct words.


Grandpa is busy, but the ¹ children can help the sheep. They ² _____ up the hill behind Clunk. It isn't easy, but they don't ³ _____. After a long walk, they come to the top of the hill. The snow is ⁴ _____ there. They can see the sheep's ⁵ _____, but they can't see its ⁶ _____.




body



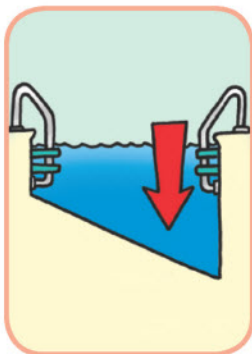
walk



run



children




deep



head



sheep



stop

2 Complete the sentences.

come can ~~help~~ walk goes

- 1 Grandpa can't help the sheep.
- 2 The children and Clunk _____ help the sheep.
- 3 Clunk _____ up the hill.
- 4 It isn't easy to _____ on the snow.
- 5 They _____ to the top of the hill.

3 Order the words.

- 1 is deep / The snow / at / of the hill. / the top
The snow is deep at the top of the hill.
- 2 the sheep's / see / They can / head.

- 3 under / The sheep's / the snow. / body is

- 4 can you / the snow? / Clunk, / move


Talk Can Clunk move the snow? Tell a friend your ideas.



Activities for pages 12–13

5

1 Write the words.



1 l d o c

cold



2 a y r r c



3 u t h



4 a e i d

2 Circle the mistakes. Then write the correct words.

1 Ben moves the snow.

2 There are five lambs.

3 There isn't time to walk the lambs down the hill.

4 Rosie points to a little van.

5 Then Alice has an idea.

3 Choose and write the correct words.

Clunk moves the snow and they ¹ _____
two lambs. The lambs ² _____ be out in
the cold. But there is no time ³ _____ carry
them down the hill. Rosie sees ⁴ _____
little hut on the hill. 'Can we put ⁵ _____ in
there?' she asks. Then Ben has an idea.

1 saw seeing see

4 a an the

2 aren't can't haven't

5 they it them

3 for to at

4 Who says this? Write the names.




- | | |
|--------------------------------------|-----------------|
| 1 'What now?' | _____ Ben _____ |
| 2 'Can we put them in there?' | _____ |
| 3 'I have an idea.' | _____ |
| 4 'The big barn is better for them.' | _____ |
| 5 'They can't be here in the cold.' | _____ |
| 6 'There are two lambs here, too.' | _____ |

Talk What is Ben's idea? Tell a friend your ideas.



Activities for pages 14–15

1 Match.



- 1 robot
- 2 sled
- 3 climb
- 4 push
- 5 roof
- 6 arms

2 Circle the correct answers.

1 What does Clunk take off the hut?

the door the roof the window

2 What is the roof now?

a roof a sled a van

3 What do the girls do?

stand up walk away sit on the sled

4 What does Clunk have in his arms?

the mother sheep the lambs the girls

3 Complete the sentences.

have understand comes climbs
pushes takes sit down

- 1 Clunk _____ to the top of the hut.
- 2 Clunk _____ the roof off the hut.
- 3 Clunk _____ back with the roof.
- 4 Rosie and Alice don't _____.
- 5 The girls _____ on the sled.
- 6 The girls _____ the lambs in their arms.
- 7 Ben runs and _____ the sled.

4 Look at the picture on page 15.

Write *yes* or *no*.

- 1 Rosie has a lamb. _____
- 2 Alice has the mother sheep. _____
- 3 The sled is red. _____
- 4 Clunk is sitting on the sled. _____
- 5 Ben is on the sled. _____
- 6 Rosie is behind Alice. _____
- 7 It is snowing. _____




Activities for pages 16–17

5

1 Write the words.




1 t i h




2 l l w a




3 e s l o c



4 t o m o t b



5 y e s e



6 c e r s a d

2 Circle the correct words.

- 1 It is snowing **more** / **most** now.
- 2 The children can't see **in** / **on** front of them.
- 3 There is a wall at **a** / **the** bottom of the hill.
- 4 They move **their** / **there** bodies to the left.
- 5 Alice is scared and closes **hers** / **her** eyes.
- 6 The sled **doesn't** / **don't** hit the wall.

Talk

Do you have a sled? Talk to a friend.

3 Choose the best answers.

1 Rosie: There's a wall at the bottom of the hill!

Ben: **a** Oh, not! **b** Oh, no! **c** Oh, never!

2 Rosie: Move your bodies to the left!

Ben: **a** OK! **b** No! **c** Move!

3 Rosie: Well done!

Ben: **a** Have we OK? **b** Do we OK?
c Are we OK?

4 Rosie: Yes! We didn't hit the wall!

Ben: **a** That's great! **b** That great!
c The great!

5 Rosie: Are the lambs OK?

Ben: **a** Yes, they fine. **b** Yes, they're fine.
c Yes, they'll fine.

4 Order the events.

Clunk sees a big wall. _____

The sled moves to the left. _____

Alice closes her eyes. _____

Rosie shouts, 'Quick!' _____

The sled doesn't hit the wall. _____

Rosie shouts, 'Well done!' _____



Activities for pages 18–19

1 Choose and write the correct words.

Katy and Grandpa are at the ¹ _____.
The sled stops in front of them. Ben says, 'We're
here! And we have three more ² _____!'
When all the sheep are in the barn, they go in the
³ _____ for a drink of ⁴ _____.
Aunt Katy has presents for them – sweaters from
the ⁵ _____ on her farm. Clunk loves
his ⁶ _____.



wool




present



sweater



hut



barn



house



sheep



hot
chocolate

2 Write *yes* or *no*.

- 1 Jim is taking sheep into the barn. _____
- 2 Clunk is at the house with Grandpa and Katy. _____
- 3 The sled stops behind Grandpa and Katy. _____
- 4 They put all the sheep in the barn. _____
- 5 The children have some hot chocolate. _____
- 6 Katy gives the children presents. _____
- 7 Clunk doesn't like his present. _____

3 Who says this? Write the names.

- 1 'These sweaters are from the wool on this farm.' _____
- 2 'We're here!' _____
- 3 'I love my sweater!' _____
- 4 'Well done, children. And thank you.' _____
- 5 'Where are the children?' _____


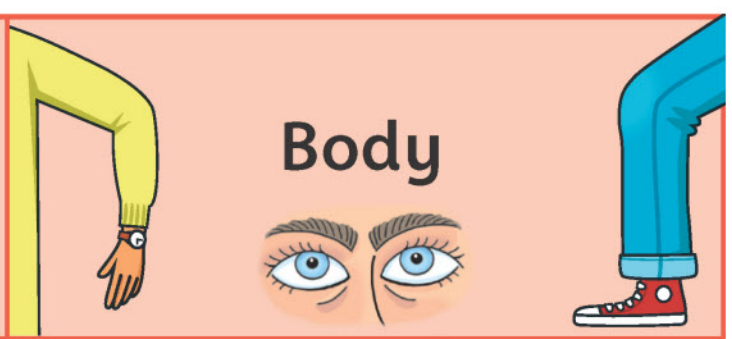
 **Do you like this story? Talk to a friend.**



A Farm Adventure

1 Complete the chart.

animals head lamb wool hut eyes arms
sheep spade hands barn house legs

 <p>Farm</p>	 <p>Body</p>

2 Do you know more farm or body words? Write them in the chart.

Talk On Katy's farm there are lots of sheep.
What other animals can you find on
a farm? Talk to a friend.


3 Think of an adventure on a farm. Make some notes.

Where –
When –
What happens –
People –
Animals –
The end –


Talk Talk to a friend about your farm adventure.

4 Now write about your farm adventure.

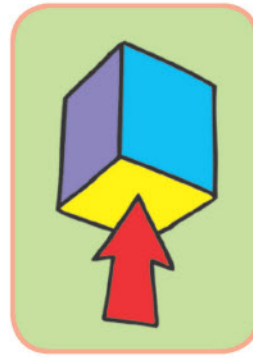
Picture Dictionary



animals




barn



bottom



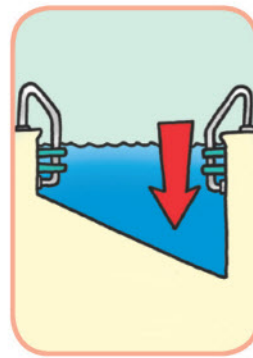
carry



climb




close




deep



down



farm



hill




hit



hot
chocolate



house



hut



idea



lamb



point



present



push



roof



sheep



sheep



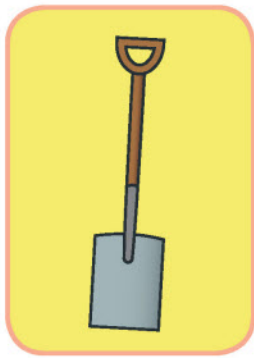
shout



sled



snow




spade



sweater




top




type



up



wall



wool



Oxford Read and Imagine

Oxford Read and Imagine graded readers are at nine levels (Early Starter, Starter, Beginner, and Levels 1 to 6) for students from age 3 or 4 and older. They offer great stories to read and enjoy.

Activities provide Cambridge Young Learners Exams preparation. See Key below.

At Levels 1 to 6, every storybook reader links to an **Oxford Read and Discover** non-fiction reader, giving students a chance to find out more about the world around them, and an opportunity for Content and Language Integrated Learning (CLIL).

For more information about **Read and Imagine**, and for Teacher's Notes, go to www.oup.com/elt/teacher/readandimagine

KEY



Activity supports Cambridge Young Learners Starters Exam preparation





Activity supports Cambridge Young Learners Movers Exam preparation



Oxford Read and Discover

Do you want to find out more about sheep, sheep farms, and other types of farm around the world? You can read this non-fiction book.



OXFORD
UNIVERSITY PRESS

Great Clarendon Street, Oxford, OX2 6DP, United Kingdom
Oxford University Press is a department of the University of Oxford. It furthers the University's objective of excellence in research, scholarship, and education by publishing worldwide. Oxford is a registered trade mark of Oxford University Press in the UK and in certain other countries

© Oxford University Press 2015

The moral rights of the author have been asserted

First published in 2015

2019 2018 2017 2016 2015

10 9 8 7 6 5 4 3 2 1

No unauthorized photocopying

All rights reserved. No part of this publication may be reproduced, stored in a retrieval system, or transmitted, in any form or by any means, without the prior permission in writing of Oxford University Press, or as expressly permitted by law, by licence or under terms agreed with the appropriate reprographics rights organization.

Enquiries concerning reproduction outside the scope of the above should be sent to the ELT Rights Department, Oxford University Press, at the address above

You must not circulate this work in any other form and you must impose this same condition on any acquirer

Links to third party websites are provided by Oxford in good faith and for information only. Oxford disclaims any responsibility for the materials contained in any third party website referenced in this work

ISBN: 978 0 19 472303 9

Printed in China

This book is printed on paper from certified and well-managed sources

ACKNOWLEDGEMENTS

Main illustrations by: Fabiano Fiorin/
Milan Illustrations Agency.

Additional illustrations by: Dusan Pavlic/
Beehive Illustration, Alan Rowe, Mark Ruffle.



Oxford Read and Imagine

Sheep in the Snow

By Paul Shipton Illustrated by Fabiano Fiorin

Ben, Rosie, and Alice are at Aunt Katy's farm. It's snowing, and some sheep are up on the hills. How can the children help?

Word count for this story: 741 words

Read and Imagine provides great stories to read and enjoy, with language support, activities, and projects. Follow Rosie, Ben, and Grandpa on their exciting adventures ...

Series Consultant: Paul Shipton

S Starter
100 headwords

B Beginner
150 headwords

1 Level 1
300 headwords

2 Level 2 ✓
450 headwords

3 Level 3
600 headwords

4 Level 4
750 headwords


5 Level 5
900 headwords

6 Level 6
1,050 headwords

Also available:

Audio Pack

Activity Book



You can also enjoy this non-fiction book from Oxford Read and Discover.

OXFORD
UNIVERSITY PRESS

www.oup.com/elt

Level 2
Activities support
CYL Starters &
Movers Exam
preparation



ISBN 978-0-19-472303-9



SHAPING learning TOGETHER