


Imagine!
2

Oxford Read and Imagine



Clunk's New Job

🌸 Activity Book 🌸



Oxford Read and Imagine

Clunk's New Job

✿ Activity Book ✿

By Hannah Fish

Name: _____

Age: _____

Class: _____

School: _____

KEY



Activity supports Cambridge Young Learners Starters Exam preparation



Activity supports Cambridge Young Learners Movers Exam preparation

OXFORD
UNIVERSITY PRESS



Activities for pages 4-5


1 Find and write the words.



1

fix

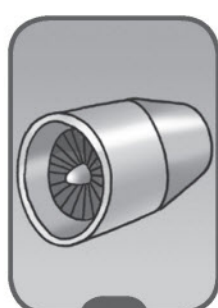
| | | | | | |
|---|---|---|---|---|---|
| f | b | x | d | y | v |
| i | c | l | r | s | n |
| x | s | m | o | k | e |
| r | c | u | p | b | f |
| e | n | g | i | n | e |



2



3



4



5

2 Complete the sentences.

engine house van
tea him smoke

- Grandpa is fixing the van.
- Ben and Rosie are helping _____.
- Clunk takes a cup of _____ to Grandpa.
- Tea goes in the _____.
- Lots of _____ comes from the van.
- Clunk runs to the _____.



Activities for pages 6-7

1 Put a tick (✓) or a cross (X) in the box.



1 This is a town.

☒

2 This is a chef.

☐

3 This is a sign.

☐

4 This is a restaurant.

☐

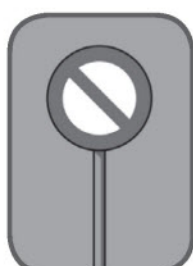
5 This is an office.

☐

6 This is a letter.

☐

7 This is a store.

☐

8 This is a window.

☐



Activities for pages 8–9

1 Circle the correct words.

- 1 The chef **open** / **opens** the door.
- 2 Gordon the chef **aren't** / **isn't** sure.
- 3 Gordon's restaurant **is** / **has** very busy.
- 4 Jen works **on** / **in** the restaurant, too.
- 5 Clunk has a **tall** / **taller** chef's hat.
- 6 Clunk can **cooking** / **cook** the chicken fast.



2 Look at pages 8 and 9 and complete the sentences. You can use 1, 2, or 3 words.

- 1 Gordon asks, ' Who are you? '
- 2 Clunk says, 'I want _____ here, please.'
- 3 Jen _____ tall chef's hat.
- 4 Gordon says, 'Clunk, _____, please.'
- 5 'That's _____!' says Clunk.

3 Who says this? Write the names.

- | | |
|------------------|---------------|
| 1 'Who are you?' | <u>Gordon</u> |
| 2 'That's easy!' | _____ |
| 3 'Fast!' | _____ |
| 4 'Thank you.' | _____ |

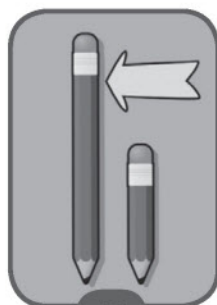


Activities for pages 10–11

1 Complete the puzzle.



1



2



3



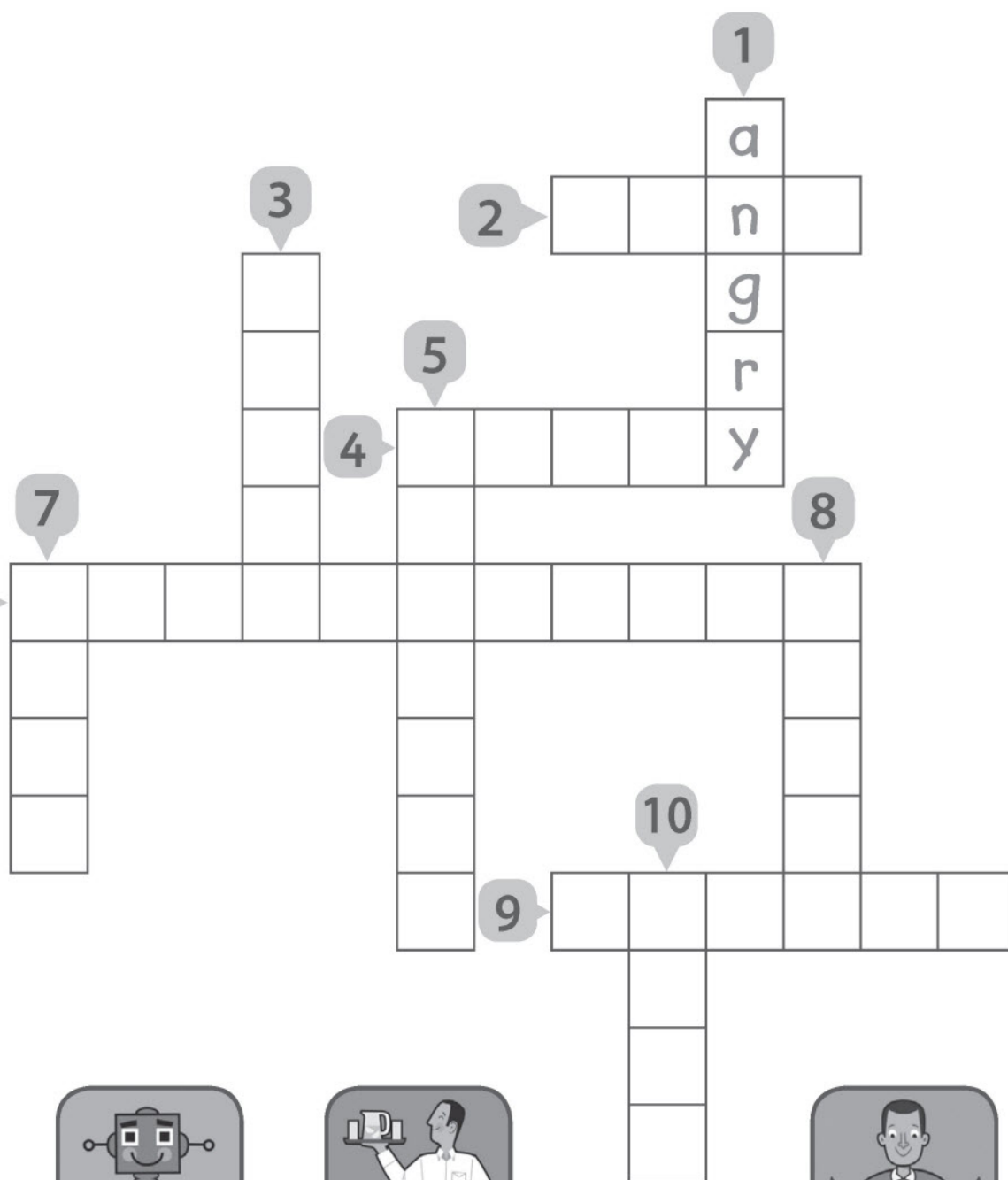
4




5



6




7



8



9



10



Activities for pages 12–13

1 Order the words.

1 take / to Grandpa. / the letter / Ben and Rosie
Ben and Rosie take the letter to Grandpa.

2 to find / town / Clunk. / They go / to

3 they / a noise. / Then / hear

4 coming from / The noise / engine. / is / the

5 van / flying! / is / The

S

2 Look at the picture on page 13.

M

Write *yes* or *no*.

1 The van is red and white. yes

2 Grandpa is in the front of the van. _____

3 There are three cars. _____

4 Rosie is looking out the window. _____

5 The van is flying. _____

6 There are some houses. _____



Activities for pages 14–15

1 Write the words.



1 n a m

man



2 z a z i p




3 n a m o w



4 r c e i



5 s h i f



6 t a t o p e s o

2 Circle the correct words.

1 Clunk is **busy** / **busily** with his new job.

2 A woman **has** / **have** the wrong food.

3 She wants rice, **but** / **not** potatoes.

4 There is a man next **for** / **to** the window.

5 Clunk looks **for** / **at** the street outside.

6 Clunk **can** / **are** hear Grandpa's van.



Activities for pages 16–17

1 Find and write the words.

pull shout down scared street door

- | | | | | | |
|---|-------------|---|-------|---|-------|
| 1 | <u>pull</u> | 3 | _____ | 5 | _____ |
| 2 | _____ | 4 | _____ | 6 | _____ |



2 Look at pages 16 and 17 and complete the sentences. You can use 1, 2, or 3 words.

- 1 Rosie and Ben _____ scared.
- 2 Grandpa can't _____ van down.
- 3 Ben opens _____ shouts.
- 4 Clunk is on the _____ now.
- 5 Clunk _____ down to the street.

3 Answer the questions.

- 1 What does Ben do?

- 2 How does Clunk help Grandpa and the children?



Activities for pages 18–19

1 Complete the sentences.

Clunk cup angry happy
waiter lunch home

- 1 Gordon is very _____.
- 2 Gordon doesn't want _____ to work there.
- 3 Clunk isn't a _____ or a chef.
- 4 Grandpa wants Clunk at _____ with him.
- 5 Clunk is _____ when he hears that.
- 6 They have some _____ at the restaurant.
- 7 Grandpa wants a _____ of tea!

2 Look at the picture on page 19. Write *yes* or *no*.

- 1 There are two chefs. _____
- 2 There are two waiters. _____
- 3 The doors are open. _____
- 4 A man has some pizza. _____
- 5 A woman has some fish. _____
- 6 Clunk is sitting at a table. _____
- 7 There is a big window. _____





After-Reading Activities for pages 2–19

S

1 Choose and write the correct words.

M

Grandpa is fixing his ¹ van. Clunk drops some tea, and it goes in the engine. Clunk is unhappy and goes to ² _____ to find a job. He goes to a restaurant. First he works as a chef, but he makes lots of ³ _____. Then he works as a waiter. He gives a man and a woman the wrong food! Then Clunk ⁴ _____ Grandpa's van. Ben shouts for help. Clunk is fast. He pulls the van down to the ⁵ _____. Grandpa wants Clunk to come home with him. Now Clunk is ⁶ _____!



angry



~~van~~



hears



happy




town



shouts



street



smoke

2 Choose and write the correct words.




cook



a wheel




a cup



a waiter



chicken



a window



a kitchen



a restaurant

1 This is a bird. We can eat it.

chicken

2 This is a place. We go here to eat nice food.

3 You find this on houses and cars.

4 We can do this to food before we eat it.

5 You can find this on cars and vans.

6 We can put drinks in this.

7 This is a place in a house.
We cook food here.

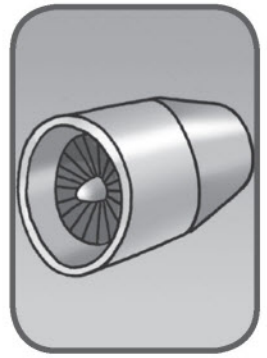
3 Complete the Picture Dictionary.




carry



chef




fish



food







pizza



robot

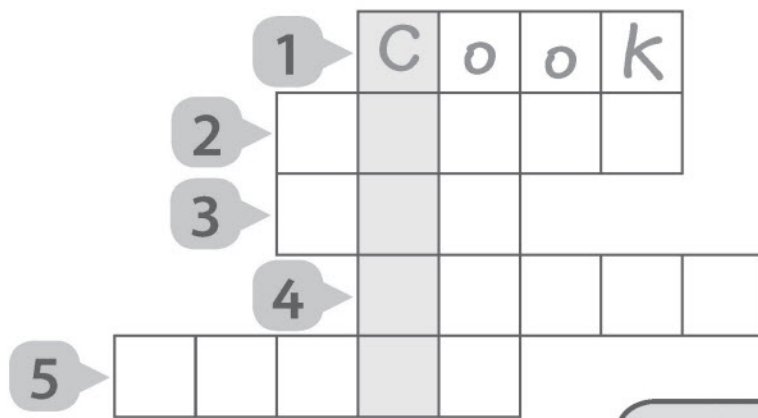


wheel

4 Find the words and write the name and the page.

| | Name | Page |
|--|---------|------|
| 1 'I want rice, not potatoes!' | a woman | 14 |
| 2 'Maybe he can be a waiter!' | | |
| 3 'You can't work here.' | | |
| 4 'Is it coming from the engine?' | | |
| 5 'I can work here!' | | |
| 6 'You were right. The pizza is nice!' | | |
| 7 'Clunk, cook this chicken, please.' | | |
| 8 'Eat your pizza. It's nice.' | | |
| 9 'The wheels aren't on the street.' | | |
| 10 'I can carry lots of plates.' | | |
| 11 'Clunk! Help!' | | |
| 12 'What are you doing, Grandpa?' | | |

5 Complete the puzzle. Then write the secret word.



The secret word is C



My Book Review

What I like about this book

My favorite page is _____.


My favorite character is _____.

My favorite picture is on page _____.

Draw 😊, 😊 😊, or 😊 😊 😊.

I like this book. ☐ ☐ ☐

I like the pictures. ☐ ☐ ☐



OXFORD
UNIVERSITY PRESS

Great Clarendon Street, Oxford, OX2 6DP, United Kingdom

Oxford University Press is a department of the University of Oxford.
It furthers the University's objective of excellence in research, scholarship,
and education by publishing worldwide. Oxford is a registered trade
mark of Oxford University Press in the UK and in certain other countries

© Oxford University Press 2015

The moral rights of the author have been asserted

First published in 2015

2019 2018 2017 2016 2015

10 9 8 7 6 5 4 3 2 1

No unauthorized photocopying

All rights reserved. No part of this publication may be reproduced, stored
in a retrieval system, or transmitted, in any form or by any means, without
the prior permission in writing of Oxford University Press, or as expressly
permitted by law, by licence or under terms agreed with the appropriate
reprographics rights organization. Enquiries concerning reproduction outside
the scope of the above should be sent to the ELT Rights Department, Oxford
University Press, at the address above

You must not circulate this work in any other form and you must impose
this same condition on any acquirer

Links to third party websites are provided by Oxford in good faith and for
information only. Oxford disclaims any responsibility for the materials
contained in any third party website referenced in this work

ISBN: 978 0 19 472276 6

Printed in China

This book is printed on paper from certified and well-managed sources

ACKNOWLEDGEMENTS

Front cover illustration by: Fabiano Fiorin.

Additional illustrations by: Dusan Pavlic/Beehive illustration, Alan Rowe,
Mark Ruffle.



Oxford Read and Imagine

Clunk's New Job

Activity Book


Activities to accompany the Oxford Read and Imagine story book

Read and Imagine provides great story books to read and enjoy, with language support, activities, and projects.

Follow Rosie, Ben, and Grandpa on their exciting adventures ...

The **Activity Books** offer additional reading, writing, and grammar practice in story-related activities. Some of these also provide Cambridge Young Learners Exams preparation. See Key below.

Series Consultant: Paul Shipton



KEY



Activity supports Cambridge Young Learners Starters Exam preparation



Activity supports Cambridge Young Learners Movers Exam preparation



Starter

100 headwords



Level 1

300 headwords



Level 3

600 headwords



Level 5

900 headwords



Beginner

150 headwords



Level 2

450 headwords



Level 4

750 headwords



Level 6

1,050 headwords

OXFORD
UNIVERSITY PRESS

www.oup.com/elt

SHAPING learning TOGETHER

ISBN 978-0-19-472276-6



9 780194 722766