

NOT FOR SALE
FREE SAMPLE COPY

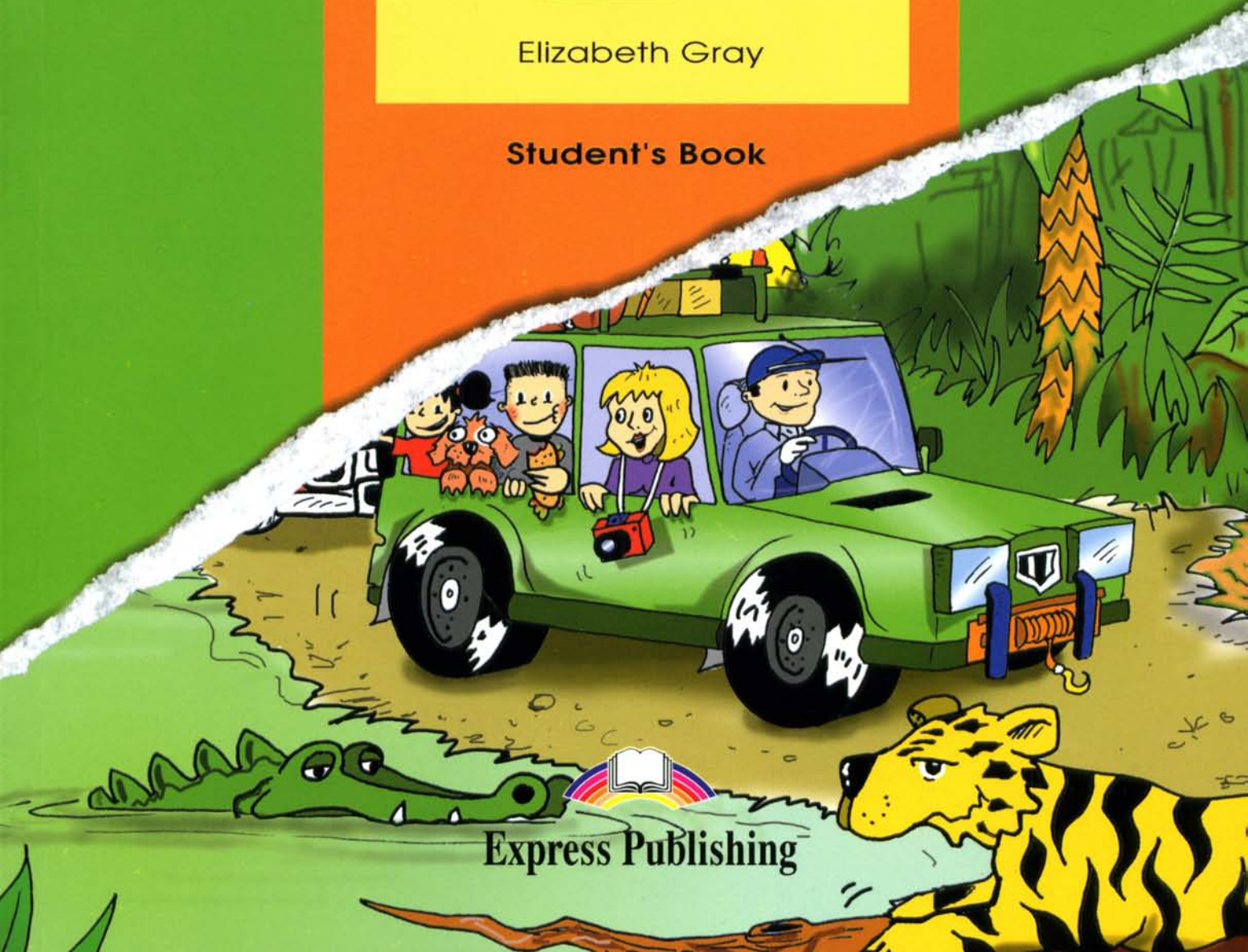
SKILLS BUILDER

FOR YOUNG LEARNERS

2 starters

Elizabeth Gray

Student's Book



Express Publishing

SKILLS BUILDER

FOR YOUNG LEARNERS

2

starters

Elizabeth Gray



Express Publishing

Published by Express Publishing in 2000

Liberty House, New Greenham Park, Newbury, Berkshire RG19 6HW
Tel: (0044) 1635 817 363 – Fax: (0044) 1635 817 463
e-mail: inquiries@expresspublishing.co.uk
INTERNET [http: //www.expresspublishing.co.uk](http://www.expresspublishing.co.uk)

© Elizabeth Gray

Design & Illustration © Express Publishing

All rights reserved. No part of this publication may be reproduced, stored in a retrieval system, or transmitted in any form, or by any means, electronic, photocopying or otherwise, without the prior written permission of the publishers.

ISBN 1-84216-630-1

Acknowledgements

We would like to thank all the staff at Express Publishing who have contributed their skills to producing this book. Thanks are due in particular to: Jessica Dixon (Editor in Chief); Kevin Williams and Rachel Field (senior editors); Andrea Lowe and Kristen Woods (editorial assistants); Brian O'Neil (senior production controller) and the Express Publishing design team; Tony Boyle (recording producer); and Emily Newton, Daniel Parker, Thomas Hull and Laura Gibson for their support and patience. We would also like to thank those institutions and teachers who piloted the manuscript, and whose comments and feedback were invaluable in the production of the book. Special thanks to young Daisy and George for their contribution to the recordings of the listening material.

Colour Illustrations: Pan

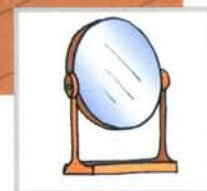

Contents

Unit 1	Listening	5
	Reading and Writing	11
Unit 2	Listening	19
	Reading and Writing	25
Unit 3	Listening	33
	Reading and Writing	39
Unit 4	Listening	47
	Reading and Writing	53
Unit 5	Listening	61
	Reading and Writing	67
 Speaking		
Unit 1	77
Unit 2	81
Unit 3	85
Unit 4	89
Unit 5	93
 Thematic Vocabulary List		97

Part 1

▶ 5 questions ◀

Listen and draw lines. There is one example.



Part 2

5 questions

Listen and write a name or a number. There are two examples.

Examples




Paul



8

Questions

1



6



.....



.....



.....



.....

Part 3

▶ 5 questions ◀

Listen and tick (✓) the box. There is one example.

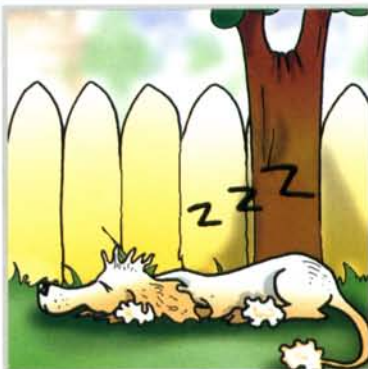
What's Mary doing?

A ☒B ☐C ☐

1 Which boy is Tim?

A ☐B ☐C ☐

2 What does the dog like?

A ☐B ☐C ☐

3 What's Billy doing?



A ☐



B ☐



C ☐

4 What are the boys wearing?



A ☐




B ☐



C ☐


5 Where is Grandad?



A ☐



B ☐



C ☐

Part 4

▶ 5 questions ◀

Listen and colour and draw. There is one example.



Part 1

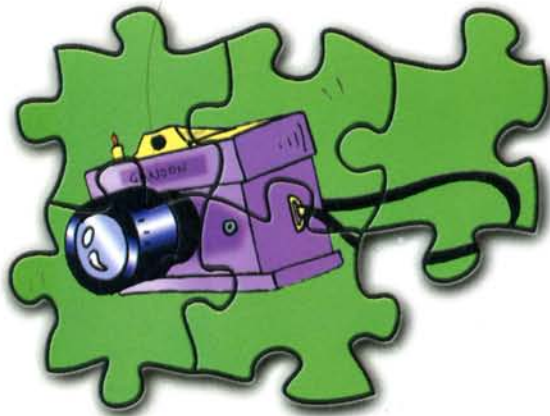
5 questions

Look and read. Put a tick (✓) or a cross (X) in the box. There are two examples.

Examples



This is a tree.


☒


This is a flower.

☐

Questions


1



This is a desk.

☐

2



This is a pineapple.




3



This is a woman.



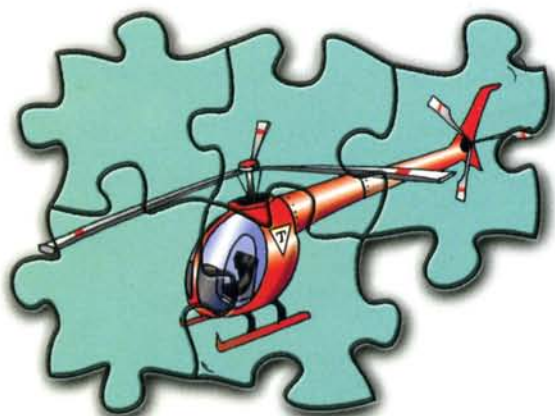
4



This is a guitar.



5




This is a helicopter.



Part 2

▶ 5 questions ◀

Look and read. Write **yes** or **no**.



Examples

The dog is swimming

..... yes

There is a boat on the sea.

..... no

Questions

1 The children are playing tennis.

.....

2 The girl is eating an ice cream.

.....

3 The girl is wearing a dress.

.....

4 There is a duck in the sea.

.....

5 The girl has got a camera.


.....

Part 3

5 questions

Look at the pictures. Look at the letters. Write the words.

Example

h a t

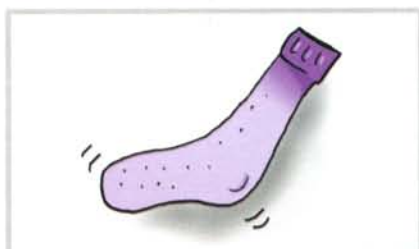
Questions

1





2



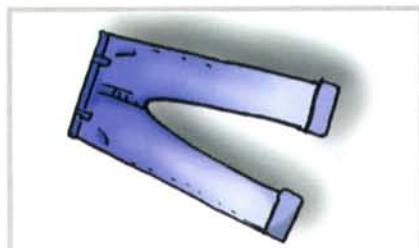


3





4





5





Part 4

▶ 5 questions ◀

Read the story. Look at the pictures and the two examples. Write one-word answers.

What am I?

You can find me in the



.....house..... or at school.

Children draw



.....pictures..... with me. Mum

and Dad write



..... or words with me. You

can find me with an



..... and a



..... in your



..... . My best friend

is a pen.

What am I?

I'm a _ _ _ _ _ !

Part 5

▶ 5 questions ◀

Look at the pictures and read the questions. Write one-word answers.



Examples

How many children are there?

..... three


Where are they?

in the classroom

Questions

1 What is the teacher doing?

..... on the board



2 What is there on the board?

a

3 What is the teacher doing now?

.....



4 Who is playing the guitar?

the


5 What are the girls doing?

.....

Part 1

▶ 5 questions ◀

Listen and draw lines. There is one example.



Part 2

5 questions

Listen and write a name or a number. There are two examples.

Examples



Lisa




6

Questions



2



.....

3



.....

4



.....

5




.....

Part 3

▶ 5 questions ◀

Listen and tick (✓) the box. There is one example.

Which girl is Sue?

A ☐B ☐C ☒

1 What's Tom eating?

A ☐B ☐C ☐

2 Where are the Wilsons?

A ☐B ☐C ☐

3 What are the boys playing?



A ☐



B ☐



C ☐

4 What's Kim doing?



A ☐



B ☐



C ☐

5 Which girl is May?



A ☐



B ☐




C ☐

Part 4

▶ 5 questions ◀

Listen and colour and draw. There is one example.




Part 1


5 questions

Look and read. Put a tick (✓) or a cross (X) in the box. There are two examples.

Examples



This is a cow.

☒


This is a cat.

☐

Questions


1



This is a baby.

☐

2



This is a coconut.



3



This is a plane.




4



This is a foot.



5




This is a lizard.



Part 2

▶ 5 questions ◀

Look and read. Write **yes** or **no**.



Examples

The boy is eating an apple.

..... yes

The girl is sitting next to the sofa.

..... no

Questions

1 There is a piano in the living room.

.....

2 The bird is under the television.

.....

3 The girl is watching TV.

.....

4 The boy is wearing a red shirt.

.....

5 There is a picture on the wall.

.....

Part 3

▶ 5 questions ◀

Look at the pictures. Look at the letters. Write the words.

Example

b i k e

Questions

1



_ _ _ _




2




_ _ _ _



3



_ _ _ _



4



_ _ _ _ _



5



_ _ _



Part 4

▶ 5 questions ◀

Read the story. Look at the pictures and the two examples. Write one-word answers.


What am I?

You can find me in the



..... bookcase Teachers

have me in their



..... classroom You can take me

to the



..... or on a



..... ! You can read stories and see nice



..... in me! Some children read my stories in



What am I?

I'm a _ _ _ _ !

Part 5

▶ 5 questions ◀

Look at the pictures and read the questions. Write one-word answers.



Examples

How many children are there?

five

What is on the table?

a birthday cake

Questions


1 How old is the girl?

.....



2 How many boxes has the girl got?

3 Who is standing next to the girl? her mum and




4 Where are they now? in the

5 What are they playing?

Part 1

5 questions

Listen and draw lines. There is one example.




Part 2


▶ 5 questions ◀

Listen and write a name or a number. There are two examples.

Examples



Jake



3

Questions

1



2



.....

3



.....

4



..... Street

5






.....

Part 3

5 questions

Listen and tick (✓) the box. There is one example.


What's Bob looking at?

A ☐B ☐C ☒

1 What's Anne doing?

A ☐B ☐C ☐


2 Where's Tom?

A ☐B ☐C ☐


3 Where are Paul and Joe?



A ☐



B ☐



C ☐

4 What's Mary playing with?



A ☐



B ☐



C ☐

5 What's Dad doing?



A ☐



B ☐



C ☐

Part 4

▶ 5 questions ◀

Listen and colour and draw. There is one example.



Part 1

▶ 5 questions ◀

Look and read. Put a tick (✓) or a cross (x) in the box. There are two examples.

Examples



This is a body.

☒


This is a shoe.

☒

Questions

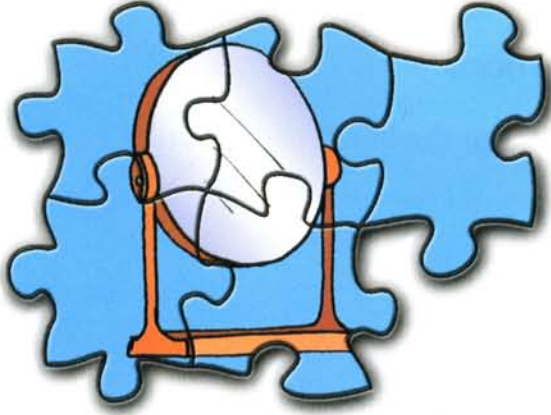
1



This is a monkey.

☐


2



This is a mirror.

☐


3



This is a camera.

☐

4



This is a burger.

☐

5




This is a watermelon.

☐

Part 2

5 questions

Look and read. Write **yes** or **no**.



Examples

There is a helicopter in the picture. *yes*

The dog is playing with a ball. *no*

Questions

1 There is a girl on the bus.

2 The boy is riding a horse.

3 There is a black car next to the tree.

4 There are two people in the car.

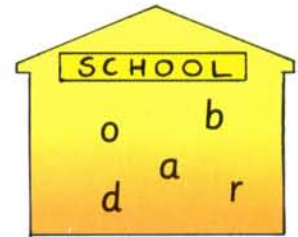
5 The bird is running.

Part 3

▶ 5 questions ◀

Look at the pictures. Look at the letters. Write the words.

Example

b o a r d

Questions


1





2






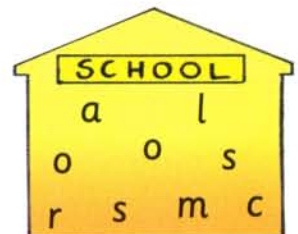
3



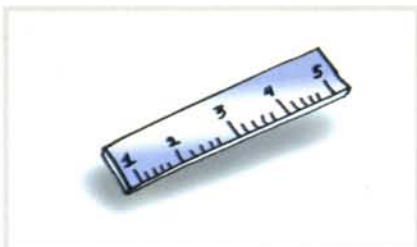



4





5





Part 4

▶ 5 questions ◀

Read the story. Look at the pictures and the two examples. Write one-word answers.

What am I?

You can find me in the



.....park..... or in the



.....garden..... . I am very beautiful with many



..... . You can put me on the



..... in the



..... or in

the dining room. Some children like to give me to their



..... .

What am I?

I'm a _ _ _ _ _ !

Part 5

▶ 5 questions ◀

Look at the pictures and read the questions. Write one-word answers.



Examples

Where are they?

on the *beach*


What is Grandma doing?

..... *sleeping*

Questions


1 What game are the children playing?

.....



2 Who is happy? the

3 What is the fish playing with? the




4 Where is the fish? in the

5 Who has got the ball now? the

Part 1

▶ 5 questions ◀

Listen and draw lines. There is one example.



Part 2


5 questions

Listen and write a name or a number. There are two examples.

Examples



Mr Young



..... 3

Questions



.....

2



.....

3




..... Street

4



.....

5



.....

Part 3

5 questions

Listen and tick (✓) the box. There is one example.


Where's Peter?

A ☒B ☐C ☐

1 What's Jane eating?

A ☐B ☐C ☐

2 What's Steve doing?

A ☐B ☐C ☐

3 Where's Kim?



A ☐



B ☐



C ☐

4 What's Bob painting?



A ☐



B ☐



C ☐

5 What's Mum doing?



A ☐



B ☐




C ☐

Part 4

▶ 5 questions ◀

Listen and colour and draw. There is one example.



Part 1

5 questions

Look and read. Put a tick (✓) or a cross (X) in the box. There are two examples.

Examples



This is a dog.




This is a television.



Questions

1



This is a book.



2



This is a girl.



3



This is a flower.



4



This is a chair.



5




This is a telephone.



Part 2

5 questions

Look and read. Write **yes** or **no**.



Examples

- The teacher is wearing a green dress. yes
- There are two chairs in the picture. no

Questions

- 1 There are three books on the desk.
- 2 The boy is sitting at his desk.
- 3 The ball in front of the bookcase is blue.
- 4 There is a bag under the desk.
- 5 The teacher is writing on the board.

Part 3

▶ 5 questions ◀


Look at the pictures. Look at the letters. Write the words.

Example

c a k e


Questions

1





2






3






4





5





Part 4

5 questions

Read the story. Look at the pictures and the two examples. Write one-word answers.

This is my



.....bedroom..... It is a big room. There is

a




.....chair..... next to the



..... I like to sit and watch the birds in my




..... There is a



..... in my bedroom and a small



..... There is a




.....

on the wall. I love my bedroom!

Part 5

▶ 5 questions ◀

Look at the pictures and read the questions. Write one-word answers.



Examples

Who is sleeping?

thetiger.....

What are the monkeys doing?

.....throwing..... bananas

Questions

1 What is the boy eating?

an



2 Where is the banana? to the tiger

3 What do the monkeys want? the




4 Who is eating the ice cream now? a

5 Who is not happy? the

Part 1

▶ 5 questions ◀

Listen and draw lines. There is one example.



Part 2

▶ 5 questions ◀

Listen and write a name or a number. There are two examples.

Examples



Kate




6

Questions

1



2



.....

3



.....

4



.....

5



.....

Part 3

5 questions

Listen and tick (✓) the box. There is one example.

What's Ben doing?

A ☐B ☒C ☐

1 Which girl is Sue?

A ☐B ☐C ☐

2 Who's John with?

A ☐B ☐C ☐

3 Where's Pat?



A ☐



B ☐



C ☐

4 What's Mum doing?



A ☐



B ☐



C ☐

5 What's Tim's favourite game?



A ☐



B ☐




C ☐

Part 4

▶ 5 questions ◀

Listen and colour and draw. There is one example.




Part 1


5 questions

Look and read. Put a tick (✓) or a cross (X) in the box. There are two examples.

Examples



This is an orange.


☒


This is a plane.

☐

Questions


1



This is a robot.

☐

2



This is a clock.

☐

3



This is a tree.

☐


4



This is a bed.

☐

5



This is a fish.

☐

Part 2

▶ 5 questions ◀

Look and read. Write **yes** or **no**.



Examples

1 The girl is reading a book.

..... yes

2 The dog is under the desk.

..... no

Questions

1 The flower is on the bookcase.

.....

2 The teacher is singing.

.....

3 There is a guitar in the classroom.

.....

4 The boy is sitting.

.....

5 There is a spider between the girl and the piano.

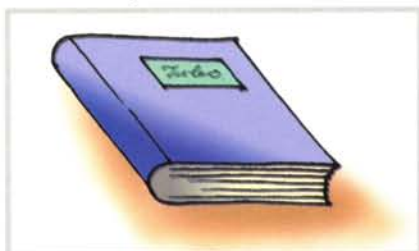
.....

Part 3

▶ 5 questions ◀

Look at the pictures. Look at the letters. Write the words.

Example

b o o k

Questions

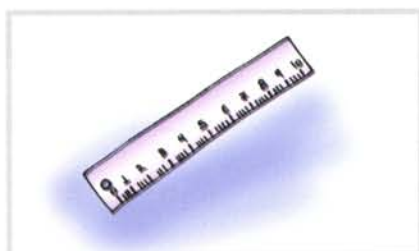
1



_ _ _ _ _



2



_ _ _ _ _



3



_ _ _ _ _



4



_ _ _ _ _



5



_ _ _ _ _



Part 4

▶ 5 questions ◀

Read the story. Look at the pictures and the two examples. Write one-word answers.

What am I?

You can find me in the house or the



.....garden..... . I like

to drink



.....milk..... . I sleep on a




..... . My favourite food is



..... !

I don't like



..... . I am white, grey or



..... . I am beautiful.

What am I?

I'm a _ _ _ !

Part 5

▶ 5 questions ◀

Look at the pictures and read the questions. Write one-word answers.



Examples

Where is the family?

in the park

What is under the table?

the..... dog

Questions

1 Where is the crocodile?

behind the



2 What are they doing now?

3 What is the crocodile doing? on the table



4 What is behind the tree now? the






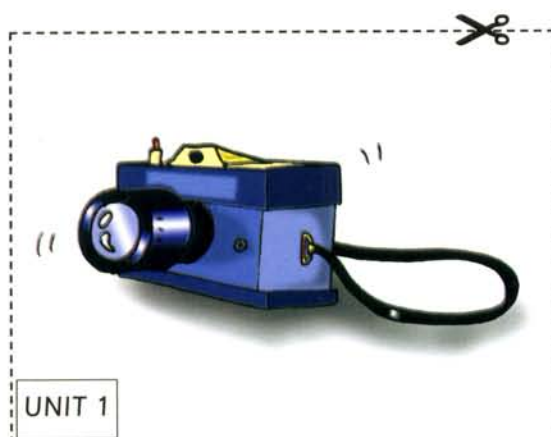


5 Who is eating the food? the

Speaking


SCENE CARD




OBJECT CARDS



SCENE CARD



OBJECT CARDS



UNIT 2



UNIT 2



UNIT 2



UNIT 2



UNIT 2



UNIT 2




UNIT 2



UNIT 2

SCENE CARD




OBJECT CARDS



UNIT 3




UNIT 3



UNIT 3




UNIT 3



UNIT 3



UNIT 3




UNIT 3

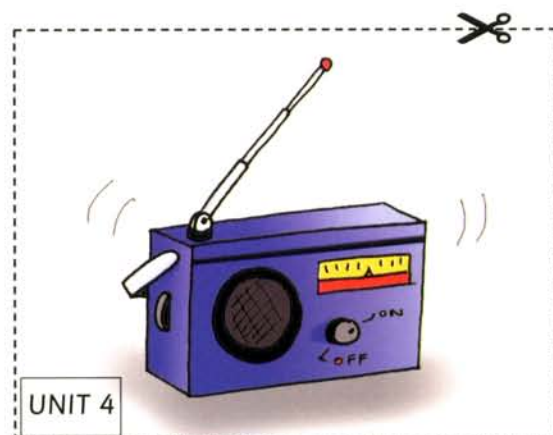









UNIT 3


SCENE CARD




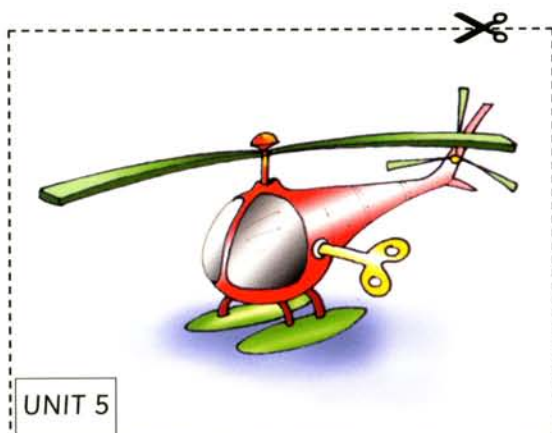

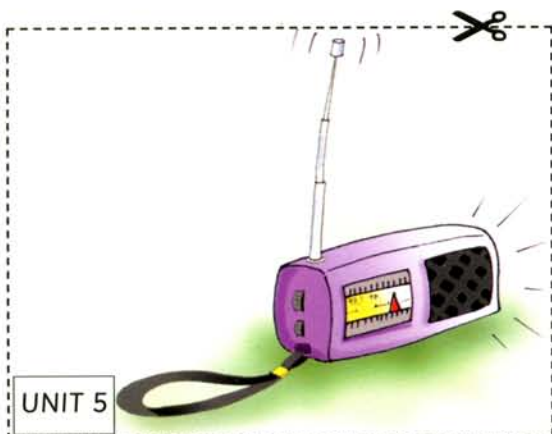

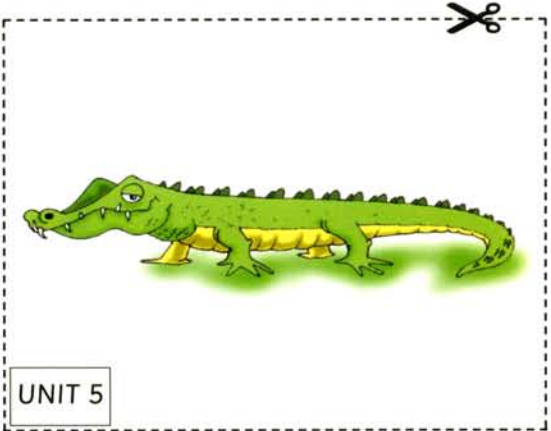

OBJECT CARDS



SCENE CARD



OBJECT CARDS



Starters Thematic Vocabulary List

For students' easy reference, the vocabulary is arranged in semantic groups or themes. Some words have been included in more than one category. The vocabulary lists appearing in Skills Builder for Young Learners Starters 1 and Starters 2 are the same, as they include all the words used in Primary Level 1 of the series.

Thematic Vocabulary List

ANIMALS

animal
bird
bear
cat
chicken
cow
crocodile
dog
duck
elephant
fish (s +pl)
frog
giraffe
goat
hippo
horse
lizard
monkey
mouse / mice
sheep
snake
spider
tiger

THE BODY AND THE FACE

arm
body
ear
eye
face
foot / feet
hair
hand
head
leg
mouth
nose

CLOTHES

bag
clothes
dress
glasses
handbag
hat
jacket
jeans
shirt
shoe
skirt
sock
sweater
trousers
T-shirt
wear

FAMILY, FRIENDS AND OURSELVES

baby
birthday
boy
brother
child / children
dad
family
father
friend
girl
grandad
grandma
happy
he
her
him
his
I
it

its
live
man / men
me
mother
mum
my
name
old
she
sister
their
them
they
we
woman/women
you
young
your

FOOD AND DRINK

apple
banana
bread
breakfast
burger
cake
carrot
chicken
coconut
cook
drink
eat
egg
fish
food
French fries
ice cream
juice
lemon
lemonade

Thematic Vocabulary List

lunch
mango
meat
milk
onion
orange
pineapple
potato
rice
salad
sausage
supper
tomato
water
watermelon

THE HOME

armchair
bath
bathroom
bed
bedroom
bookcase
box
camera
chair
clock
cupboard
dining room
doll
door
flower
floor
garden
hall
home/house
kitchen
lamp
living room
mat
mirror
phone
radio
room
sleep
sofa
table
telephone
television / TV

toy
tree
wall
watch
window

SCHOOL AND THE CLASSROOM

alphabet
answer
board
book
bookcase
class
classroom
close
colour
colour (in)
correct
cross
desk
draw
end
English
eraser
example
find
floor
know (don't know)
learn
learner
letter
line
listen (to)
look
no
number
open
part
pen
pencil
picture
playground
question
read
right
ruler
school

schoolbag
story
teacher
tick
wall
word
write
yes

SPORTS AND LEISURE-TIME ACTIVITIES

ball
baseball
basketball
beach
book
camera
doll
draw(ing)
enjoy
favourite
fish(ing)
football
game
guitar
hockey
kite
listen (to)
music
paint(ing)
park
photo
piano
picnic
picture
play (with)
radio
read
run
sing
soccer
story
swim
teddy bear
television / TV
tennis
toy
watch

TRANSPORT

bike
boat
bus
car
fly
go
helicopter
motorbike
plane
ride
run
swim
train
walk

COLOURS

black
blue
brown
green
grey (or gray)
pink
purple
red
white
yellow

LOCATION AND POSITION

at
behind
between
in
in front of
next to
on
there
under

ADJECTIVES

beautiful
best
big
favourite
good
happy
new
nice
old
right
sad
small
sunny
young

USEFUL EXPRESSIONS

all right
hello
I don't know
no
oh
OK
pardon
please
right
so
sorry
thank you
that's great
that's right
then
yes

MISCELLANEOUS OBJECTS / NOUNS

bag
bank
basket
box
computer
day
end

monster
robot
sea
sky
snow
snowman
street
sun
umbrella
week

DETERMINERS

a/an
a lot/lots
some
that
the
these
this

ADVERBS

again
now
there
today
very

PRONOUNS

he
her
him
his
I
it
its
me
their
them
they
we
you
your

Thematic Vocabulary List

PREPOSITIONS

at
behind
between
for
in
in front of
next to
of
on
to
under
with

QUESTION WORDS

how many
how old
what
where
which

VERBS

Irregular

be
can/cannot/can't
do/don't
draw
drink
eat
find
fly
give
go
have (got)
hear
know
learn
lie
make
put
read
ride
run
say
see
sing
sit (down)
sleep
spell
stand (up)
swim

take
throw
wear
write

Regular

answer
ask
close
colour
cook
cross
enjoy
jump
laugh
learn
like
listen (to)
live
look
love
paint
play (with)
point
spell
tick
walk
want
watch

SKILLS BUILDER

FOR YOUNG LEARNERS

2 starters

Elizabeth Gray

Student's Book

Skills Builder is a series of six books, in full colour, providing systematic practice of all four major skills (Listening, Reading, Writing and Speaking). The series is divided into three levels — *Starters*, *Movers* and *Flyers* — with two books at each level.

Skills Builder Starters 2 is the second book in the series. It is designed for young learners at primary level and can be used to supplement any primary course.

ISBN 1-84216-630-1



Express Publishing

Key Features

- appropriately balanced practice of all four language skills
- meaningful use of language in clear and accessible contexts
- text and pictures presented in a clear and attractive way, which takes into account the age and interests of young learners
- motivating, learner-centred tasks which offer children opportunities to have fun while practising
- activities designed to familiarise young learners with real-world tasks, such as carrying out instructions, locating, summarising, note-taking, etc

The **Teacher's Book** provides:

- a full key to the exercises in the Student's Book
- tapescripts of all the listening material
- warm-up and follow-up activities for each task
- a thematic vocabulary list and a list of the grammatical structures covered

Components:

- Student's Book
- Teacher's Book
- Class Cassettes (set of 3)
- Class CDs (set of 2)