

SKILLS BUILDER

FOR YOUNG LEARNERS

1 starters

Elizabeth Gray

Student's Book



Express Publishing



SKILLS BUILDER

FOR YOUNG LEARNERS

1

starters

Elizabeth Gray



Express Publishing

Published by Express Publishing in 2000

Liberty House, New Greenham Park, Newbury, Berkshire RG19 6HW

Tel: (0044) 1635 817 363 – Fax: (0044) 1635 817 463

e-mail: inquiries@expresspublishing.co.uk

INTERNET [http: //www.expresspublishing.co.uk](http://www.expresspublishing.co.uk)

© Elizabeth Gray

Design & Illustration © Express Publishing

All rights reserved. No part of this publication may be reproduced, stored in a retrieval system, or transmitted in any form, or by any means, electronic, photocopying or otherwise, without the prior written permission of the publishers.

ISBN 1-84216-621-2

Acknowledgements

We would like to thank all the staff at Express Publishing who have contributed their skills to producing this book. Thanks are due in particular to: Jessica Dixon (Editor in Chief); Kevin Williams and Rachel Field (senior editors); Andrea Lowe and Kristen Woods (editorial assistants); Brian O'Neil (senior production controller) and the Express Publishing design team; Tony Boyle (recording producer); and Emily Newton, Daniel Parker, Thomas Hull and Laura Gibson for their support and patience. We would also like to thank those institutions and teachers who piloted the manuscript, and whose comments and feedback were invaluable in the production of the book. Special thanks to young Daisy and George for their contribution to the recordings of the listening material.

Colour Illustrations: Chris Scully



Contents

Unit 1	Listening	5
	Reading and Writing	11
Unit 2	Listening	19
	Reading and Writing	25
Unit 3	Listening	33
	Reading and Writing	39
Unit 4	Listening	47
	Reading and Writing	53
Unit 5	Listening	61
	Reading and Writing	67
 Speaking		
Unit 1	77
Unit 2	81
Unit 3	85
Unit 4	89
Unit 5	93
 Thematic Vocabulary List		97

Part 1

▶ 5 questions ◀

Listen and draw lines. There is one example.



Part 2

▶ 5 questions ◀

Listen and write a name or a number. There are two examples.

Examples



Sarah



6

Questions

1



6

2



.....

3



.....

4



.....

5



.....

Part 3

▶ 5 questions ◀

Listen and tick (✓) the box. There is one example.

What's Ken doing?

A ☐B ☒C ☐

1 What's Tim doing?

A ☐B ☐C ☐

2 What does Sheila like doing?

A ☐B ☐C ☐

3 What has Cindy got?



A ☐



B ☐



C ☐

4 Which boy is Simon?



A ☐



B ☐



C ☐

5 What game is Carol playing?



A ☐



B ☐



C ☐

Part 4

▶ 5 questions ◀

Listen and colour and draw. There is one example.




Part 1


▶ 5 questions ◀

Look and read. Put a tick (✓) or a cross (x) in the box. There are two examples.

Examples



This is a ball.


☒


This is an apple.

☒

Questions


1



This is a box.

☐

2



This is a carrot.

☐

3



This is a jacket.

☐


4



This is a bird.

☐

5



This is a frog.

☐

Part 2

▶ 5 questions ◀

Look and read. Write **yes** or **no**.



Examples

There is a lamp next to the desk.

..... *yes*

The boy is wearing a hat.

..... *no*

Questions

1 There is a tiger in the armchair.

.....

2 There is a mirror on the wall.

.....

3 The boy is eating an ice cream.

.....

4 There is a radio on the floor.

.....

5 The dog is sleeping.

.....

Part 3

▶ 5 questions ◀

Look at the pictures. Look at the letters. Write the words.

Example



_ s _ h _ o _ e



Questions

1



_ _ _ _ _



2



_ _ _ _ _




3



_ _ _ _ _



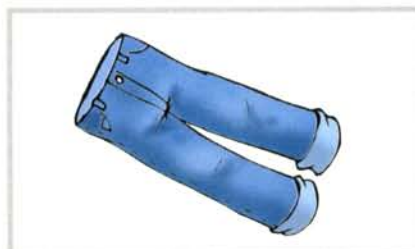
4



_ _ _



5



_ _ _ _ _




Part 4

► 5 questions ◀

Read the story. Look at the pictures and the two examples. Write one-word answers.

This is my classroom. There is a



.....board.....

and a



.....clock..... on the wall. We have got six



..... and a



..... . The



..... is sitting

behind his desk. He is wearing a white



.....

and grey



.....

Part 5

▶ 5 questions ◀

Look at the pictures and read the questions. Write one-word answers.



Examples

Where is the family?

on the beach

What are Mother and Father doing?

sitting under the umbrella

Questions

1 What are the children doing?

.....



2 Where are they now? in their

3 Who is driving?




4 What is the girl putting on the table? a

5 What is Dad making? a

Part 1

▶ 5 questions ◀

Listen and draw lines. There is one example.



Part 2

▶ 5 questions ◀

Listen and write a name or a number. There are two examples.

Examples




Sue




9

Questions

1




2




.....

3




.....

4



.....

5



..... Street

Part 3

5 questions

Listen and tick (✓) the box. There is one example.

What's Mum doing?

A ☐B ☒C ☐

1 What's the dog doing?

A ☐B ☐C ☐

2 What does Grandma like doing?

A ☐B ☐C ☐

3 What are the children eating?



A ☐



B ☐



C ☐


4 What's Dad doing?



A ☐



B ☐



C ☐

5 What's the cat doing?



A ☐



B ☐



C ☐

Part 4

▶ 5 questions ◀

Listen and colour and draw. There is one example.

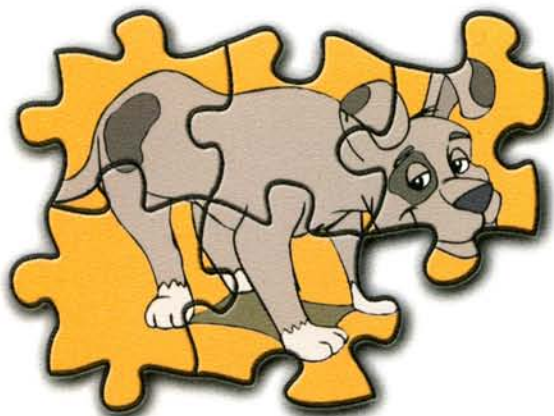


Part 1

▶ 5 questions ◀

Look and read. Put a tick (✓) or a cross (X) in the box. There are two examples.

Examples



This is a cat.


☒


This is a tiger.

☒

Questions

1



This is an elephant.

☐


2



This is a T-shirt.




3



This is a duck.



4



This is a man.



5




This is a monkey.



Part 2

5 questions

Look and read. Write **yes** or **no**.



Examples

The monkey is eating a banana.

yes

There is a grey horse.

no

Questions

1 The giraffes are running.

2 The crocodiles are sad.

3 The children are looking at the animals.

4 The hippos are happy.


5 There are two tigers.

Part 3

▶ 5 questions ◀


Look at the pictures. Look at the letters. Write the words.

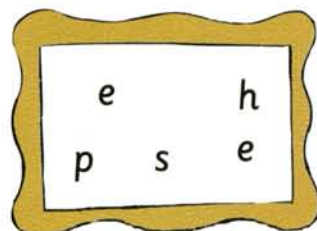
Example

b i r d

Questions

1






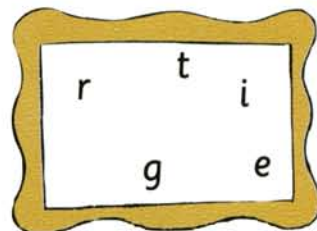
2





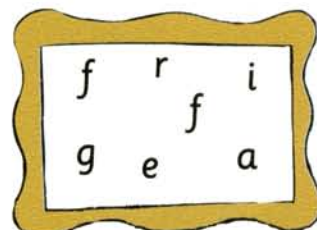
3





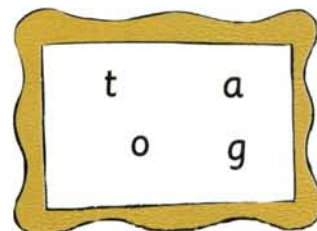
4





5





Part 4

▶ 5 questions ◀

Read the story. Look at the pictures and the two examples. Write one-word answers.


What am I?

You can find me in a




..... house People have

me in their



..... living room There are one or two



..... next to me and a small



..... in front of me. People like to sit on me

and watch



..... or drink



..... with their friends.

What am I?

I'm a _ _ _ _ !

Part 5

5 questions

Look at the pictures and read the questions. Write one-word answers.



Examples

Where are they?

in the kitchen


What is next to the food?

a picnic basket

Questions


1 What is Mum closing?

the



4 What has Dad got in his hand? apple

3 How many people are going for a picnic?





4 Where are they now? in their

5 Who is eating the picnic now? the

Part 1

5 questions

Listen and draw lines. There is one example.




Part 2

▶ 5 questions ◀

Listen and write a name or a number. There are two examples.

Examples



Paula



9

Questions




2



..... Street

3



.....

4



.....

5




.....

Part 3

5 questions

Listen and tick (✓) the box. There is one example.


What's Pam doing?

A ☐B ☐C ☒


1 What's Liam doing?

A ☐B ☐C ☐

2 What are Nicky and Bob playing?

A ☐B ☐C ☐


3 What does the cat like?



A ☐



B ☐



C ☐

4 Where's Mum?



A ☐



B ☐



C ☐

5 Which girl is Lisa?



A ☐



B ☐



C ☐

Part 4

▶ 5 questions ◀

Listen and colour and draw. There is one example.




Part 1


5 questions

Look and read. Put a tick (✓) or a cross (X) in the box. There are two examples.

Examples



This is a frog.

☒


This is a goat.

☐

Questions


This is a phone.

☐

1




2



This is a tiger.



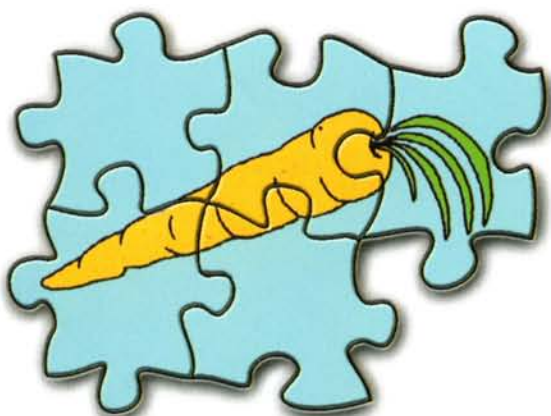
3



This is a cat.



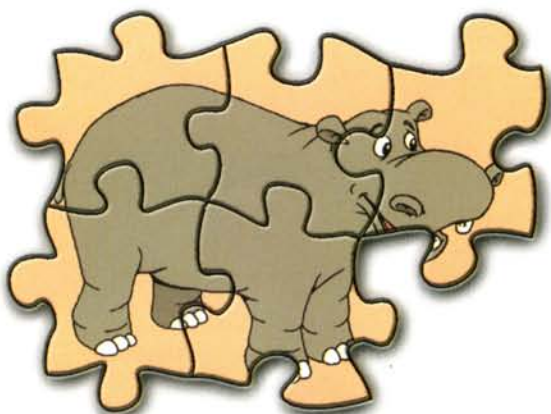
4



This is a carrot.



5



This is a hippo.



Part 2

5 questions

Look and read. Write **yes** or **no**.



Examples

1 The girl is drawing a picture of a boat.

..... *yes*

2 There is a picture of a black cat on the wall.

..... *no*

Questions

1 There are four pencils on the desk.

.....

2 There are three children in the room.

.....

3 The boy is painting a yellow monkey.

.....

4 The teacher is sitting on a chair.

.....

5 The boy is wearing a blue T-shirt.

.....

Part 3

▶ 5 questions ◀

Look at the pictures. Look at the letters. Write the words.

Example

l e g

Questions

1



_ _ _ _



2



_ _ _ _ _



3



_ _ _ _ _



4



_ _ _ _ _



5



_ _ _ _ _



Part 4

▶ 5 questions ◀

Read the story. Look at the pictures and the two examples. Write one-word answers.

This is my  garden There is a big

 tree with  in

front of it. My brother and sister are playing 

and my dad is standing next to a  Can you


see the  in the tree? His name's Bonjo. He

loves 

Part 5

5 questions

Look at the pictures and read the questions. Write one-word answers.



Examples

Where are the children?

at thelake.....


What can you see in the sky?

thesun.....


Questions

1 What is the girl doing?

..... a picture



- 2 How many children can you see now?
- 3 What is the girl flying? a




- 4 What is the boy doing now?
- 5 What is the girl pointing at? the

Part 1

▶ 5 questions ◀

Listen and draw lines. There is one example.




Part 2


5 questions

Listen and write a name or a number. There are two examples.

Examples




Katy



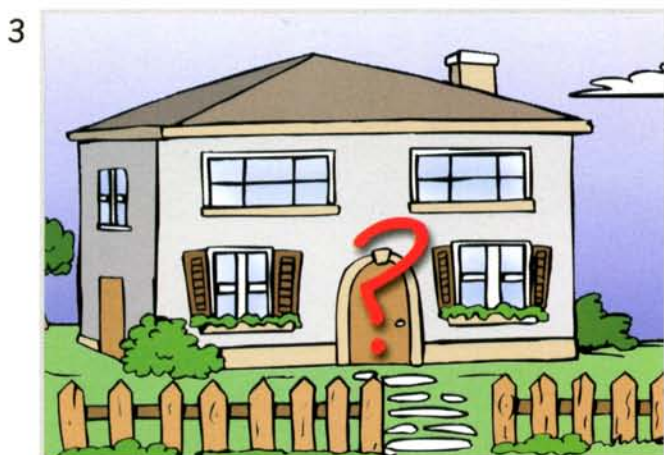
4

Questions






..... Street



.....



.....



.....

Part 3

5 questions

Listen and tick (✓) the box.

What has Sam got?



A ☐



B ☒



C ☐

1 What's Steven doing?



A ☐




B ☐



C ☐


2 What game does Sally like?



A ☐



B ☐



C ☐

3 Which girl is Jill?



A ☐



B ☐



C ☐

4 What's Jane wearing?



A ☐




B ☐



C ☐

5 Where's Mark?



A ☐



B ☐




C ☐

Part 4

▶ 5 questions ◀

Listen and colour and draw. There is one example.




Part 1

▶ 5 questions ◀

Look and read. Put a tick (✓) or a cross (X) in the box. There are two examples.

Examples



This is a lamp.


☒


This is a dress.

☐

Questions

1



This is a television.

☐


2



This is an onion.

☐

3



This is a snake.

☐

4



This is a cake.

☐

5




This is a train.

☐

Part 2

▶ 5 questions ◀

Look and read. Write **yes** or **no**.



Examples

There is a cat on the sofa.

..... *yes*

The book is under the table.

..... *no*

Questions

1 The girl is sitting in the armchair.

.....

2 There is a frog on the sofa.

.....

3 The flowers are on the table.

.....

4 The cupboard is between the sofa and the armchair.

.....

5 The girl is wearing a blue dress.

.....

Part 3


5 questions

Look at the pictures. Look at the letters. Write the words.

Example:




o r a n g e




Questions:


1






2







3





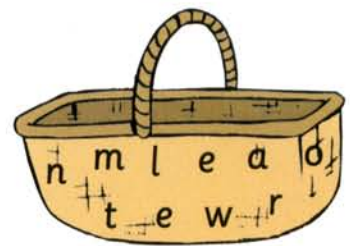
4





5





Part 4

▶ 5 questions ◀

Read the story. Look at the pictures and the two examples. Write one-word answers.

What am I?

I live in a



..... house You can find me in a

bedroom, a



..... living room, a dining room or a



..... I can be small or big. You can put



..... or a



.....

on me. People sit at me to eat breakfast,



.....

or supper.

What am I?

I'm a _ _ _ _ _ !

Part 5

▶ 5 questions ◀

Look at the pictures and read the questions. Write one-word answers.



Examples

Where is Mum?

in the kitchen

What is she cooking?

..... chicken

Questions

1 How many cats are there?

.....




- 2

Where is Mum now?

in the
- 3

What is she doing?

..... orange juice



- 4

What are the cats doing?

..... the chicken
- 5

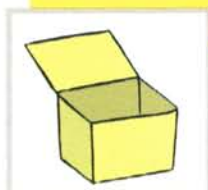

Where are the flowers?

on the

Part 1

▶ 5 questions ◀

Listen and draw lines. There is one example.



Part 2

▶ 5 questions ◀

Listen and write a name or a number. There are two examples.

Examples



Peter




7

Questions



..... Street

2



.....

3




.....

4



.....

5




.....

Part 3

5 questions

Listen and tick (✓) the box.


Where's Bill?

A ☒B ☐C ☐

1 What's Sam wearing?

A ☐B ☐C ☐

2 Who's Mary playing with?

A ☐B ☐C ☐

3 Where's Sue?



A ☐



B ☐



C ☐

4 Which boy is Paul?



A ☐



B ☐



C ☐

5 What's Mark doing?



A ☐



B ☐




C ☐

Part 4

▶ 5 questions ◀

Listen and colour and draw. There is one example.



Part 1

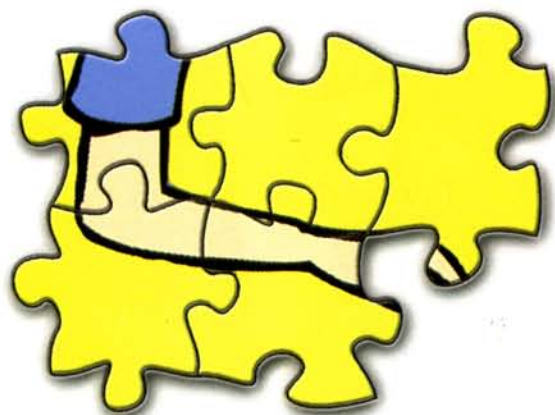
▶ 5 questions ◀

Look and read. Put a tick (✓) or a cross (x) in the box. There are two examples.

Examples



This is a cat.

☒


This is a leg.

☒

Questions


1



This is a car.

☐

2



This is an apple.




3



This is an eye.



4



This is an ear.



5




This is a car.



Part 2

▶ 5 questions ◀

Look and read. Write **yes** or **no**.



Examples

1 There are some flowers in the garden.

.....yes.....

2 There is a cake on the table.

.....no.....

Questions

1 The cat is black.

.....

2 There are three chairs in the garden.

.....

3 There is a toy on the table.

.....

4 The boy is playing with a dog.

.....

5 There is a book on the chair.

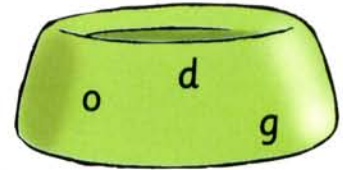
.....

Part 3

▶ 5 questions ◀


Look at the pictures. Look at the letters. Write the words.

Example

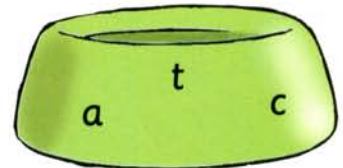
d o g

Questions

1




_ _ _



2




_ _ _ _ _



3



_ _ _ _ _



4




_ _ _ _ _



5



_ _ _ _ _





Part 4



▶ 5 questions ◀


Read the story. Look at the pictures and the two examples. Write one-word answers.

I am in the  garden It is a beautiful day so

I am enjoying the  sun I am sitting on a 

..... I can see my  He is playing

with his toy  I can hear the 

..... singing. I can see the beautiful 

..... I am very happy!

Part 5

▶ 5 questions ◀

Look at the pictures and read the questions. Write one-word answers.



Examples

How many children can you see?

two

What are they doing?

making a snowman

Questions

1 Who is with them?

a



2 Where is the girl now?

behind a

3 What is the boy doing?

..... with the dog



4 Who is playing with the ball?


the

5 Who is sad now?

the

Speaking

SCENE CARD






UNIT 1



UNIT 1



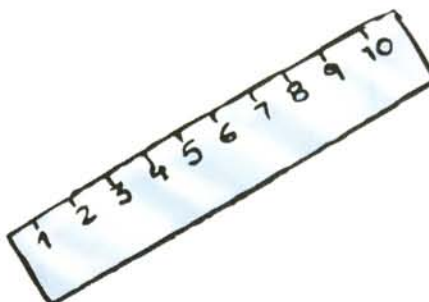
UNIT 1



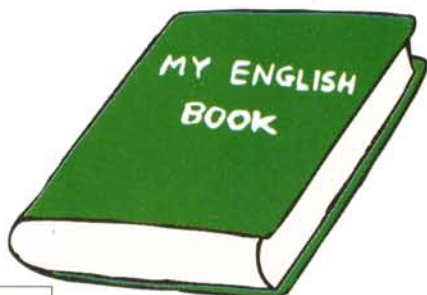
UNIT 1




UNIT 1



UNIT 1





UNIT 1



UNIT 1

SCENE CARD





UNIT 2




UNIT 2




UNIT 2



UNIT 2



UNIT 2



UNIT 2



UNIT 2




UNIT 2

SCENE CARD






UNIT 3



UNIT 3



UNIT 3



UNIT 3




UNIT 3



UNIT 3




UNIT 3




UNIT 3

SCENE CARD





UNIT 4



UNIT 4



UNIT 4



UNIT 4



UNIT 4



UNIT 4




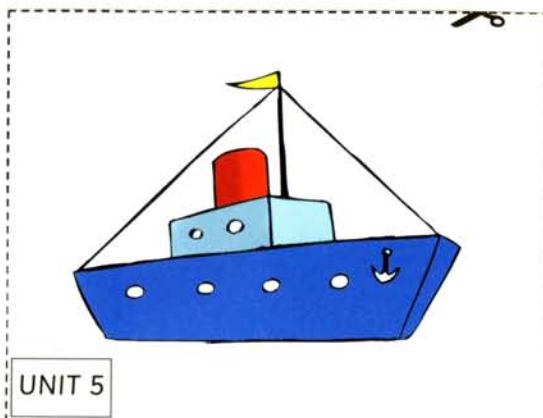

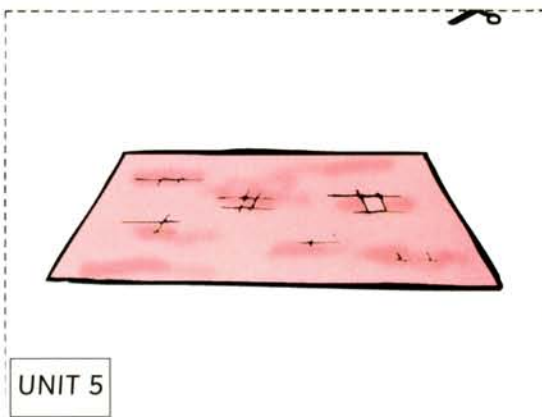




UNIT 4



UNIT 4

SCENE CARD





Starters Thematic Vocabulary List

For students' easy reference, the vocabulary is arranged in semantic groups or themes. Some words have been included in more than one category. The vocabulary lists appearing in Skills Builder for Young Learners Starters 1 and Starters 2 are the same, as they include all the words used in Primary Level 1 of the series.

Thematic Vocabulary List

ANIMALS

animal
bird
bear
cat
chicken
cow
crocodile
dog
duck
elephant
fish (s +pl)
frog
giraffe
goat
hippo
horse
lizard
monkey
mouse / mice
sheep
snake
spider
tiger

THE BODY AND THE FACE

arm
body
ear
eye
face
foot / feet
hair
hand
head
leg
mouth
nose

CLOTHES

bag
clothes
dress
glasses
handbag
hat
jacket
jeans
shirt
shoe
skirt
sock
sweater
trousers
T-shirt
wear

FAMILY, FRIENDS AND OURSELVES

baby
birthday
boy
brother
child / children
dad
family
father
friend
girl
grandad
grandma
happy
he
her
him
his
I
it

its
live
man / men
me
mother
mum
my
name
old
she
sister
their
them
they
we
woman/women
you
young
your

FOOD AND DRINK

apple
banana
bread
breakfast
burger
cake
carrot
chicken
coconut
cook
drink
eat
egg
fish
food
French fries
ice cream
juice
lemon
lemonade

Thematic Vocabulary List

lunch
mango
meat
milk
onion
orange
pineapple
potato
rice
salad
sausage
supper
tomato
water
watermelon

THE HOME

armchair
bath
bathroom
bed
bedroom
bookcase
box
camera
chair
clock
cupboard
dining room
doll
door
flower
floor
garden
hall
home/house
kitchen
lamp
living room
mat
mirror
phone
radio
room
sleep
sofa
table
telephone
television / TV

toy
tree
wall
watch
window

SCHOOL AND THE CLASSROOM

alphabet
answer
board
book
bookcase
class
classroom
close
colour
colour (in)
correct
cross
desk
draw
end
English
eraser
example
find
floor
know (don't know)
learn
learner
letter
line
listen (to)
look
no
number
open
part
pen
pencil
picture
playground
question
read
right
ruler
school

schoolbag
story
teacher
tick
wall
word
write
yes

SPORTS AND LEISURE-TIME ACTIVITIES

ball
baseball
basketball
beach
book
camera
doll
draw(ing)
enjoy
favourite
fish(ing)
football
game
guitar
hockey
kite
listen (to)
music
paint(ing)
park
photo
piano
picnic
picture
play (with)
radio
read
run
sing
soccer
story
swim
teddy bear
television / TV
tennis
toy
watch

TRANSPORT

bike
boat
bus
car
fly
go
helicopter
motorbike
plane
ride
run
swim
train
walk

COLOURS

black
blue
brown
green
grey (or gray)
pink
purple
red
white
yellow

LOCATION AND POSITION

at
behind
between
in
in front of
next to
on
there
under

ADJECTIVES

beautiful
best
big
favourite
good
happy
new
nice
old
right
sad
small
sunny
young

USEFUL EXPRESSIONS

all right
hello
I don't know
no
oh
OK
pardon
please
right
so
sorry
thank you
that's great
that's right
then
yes

MISCELLANEOUS OBJECTS / NOUNS

bag
bank
basket
box
computer
day
end

monster
robot
sea
sky
snow
snowman
street
sun
umbrella
week

DETERMINERS

a/an
a lot/lots
some
that
the
these
this

ADVERBS

again
now
there
today
very

PRONOUNS

he
her
him
his
I
it
its
me
their
them
they
we
you
your

Thematic Vocabulary List

PREPOSITIONS

at
behind
between
for
in
in front of
next to
of
on
to
under
with

QUESTION WORDS

how many
how old
what
where
which

VERBS

Irregular

be
can/cannot/can't
do/don't
draw
drink
eat
find
fly
give
go
have (got)
hear
know
learn
lie
make
put
read
ride
run
say
see
sing
sit (down)
sleep
spell
stand (up)
swim

take
throw
wear
write

Regular

answer
ask
close
colour
cook
cross
enjoy
jump
laugh
learn
like
listen (to)
live
look
love
paint
play (with)
point
spell
tick
walk
want
watch

SKILLS BUILDER

FOR YOUNG LEARNERS

1 starters

Elizabeth Gray

Student's Book

Skills Builder is a series of six books, in full colour, providing systematic practice of all four major skills (Listening, Reading, Writing and Speaking). The series is divided into three levels — *Starters*, *Movers* and *Flyers* — with two books at each level.

Skills Builder Starters 1 is the first book in the series. It is designed for young learners at primary level and can be used to supplement any primary course.

ISBN 1-84216-621-2



Express Publishing

Key Features

- appropriately balanced practice of all four language skills
- meaningful use of language in clear and accessible contexts
- text and pictures presented in a clear and attractive way, which takes into account the age and interests of young learners
- motivating, learner-centred tasks which offer children opportunities to have fun while practising
- activities designed to familiarise young learners with real-world tasks, such as carrying out instructions, locating, summarising, note-taking, etc

The **Teacher's Book** provides:

- a full key to the exercises in the Student's Book
- tapescripts of all the listening material
- warm-up and follow-up activities for each task
- a thematic vocabulary list and a list of the grammatical structures covered

Components:

- Student's Book
- Teacher's Book
- Class Cassettes (set of 3)
- Class CDs (set of 2)