


earlyreads

Level
4

Ruth Hobart

Festivals!



@ free audio
download



Contents

Calendar	3
Birthdays	4
Halloween	6
Guy Fawkes Night	8
Christmas	10
New Year's Eve	14
Valentine's Day	17
Mother's Day	18
April Fool's Day	20
Easter	22
Fun and Games	25
Board Game	26
What's your Favourite Festival?	28
More Festival Fun	30
My Festival Calendar	31



Cut-out pages

HALLOWEEN MOBILE	A-B
CHRISTMAS CARD	C-D
VALENTINE'S CARD	E
MOTHER'S DAY DAISY CHAIN	F
EASTER MOBILE	G-H



Recording of this activity can be downloaded free of charge from the www.blackcat-cideb.com



Calendar

Find the months and write them in the correct order on the calendar.



Listen and write the months of the festivals in the calendar. You can also write birthdays, holidays, school events and other special days!



My Calendar
Year 20 — —

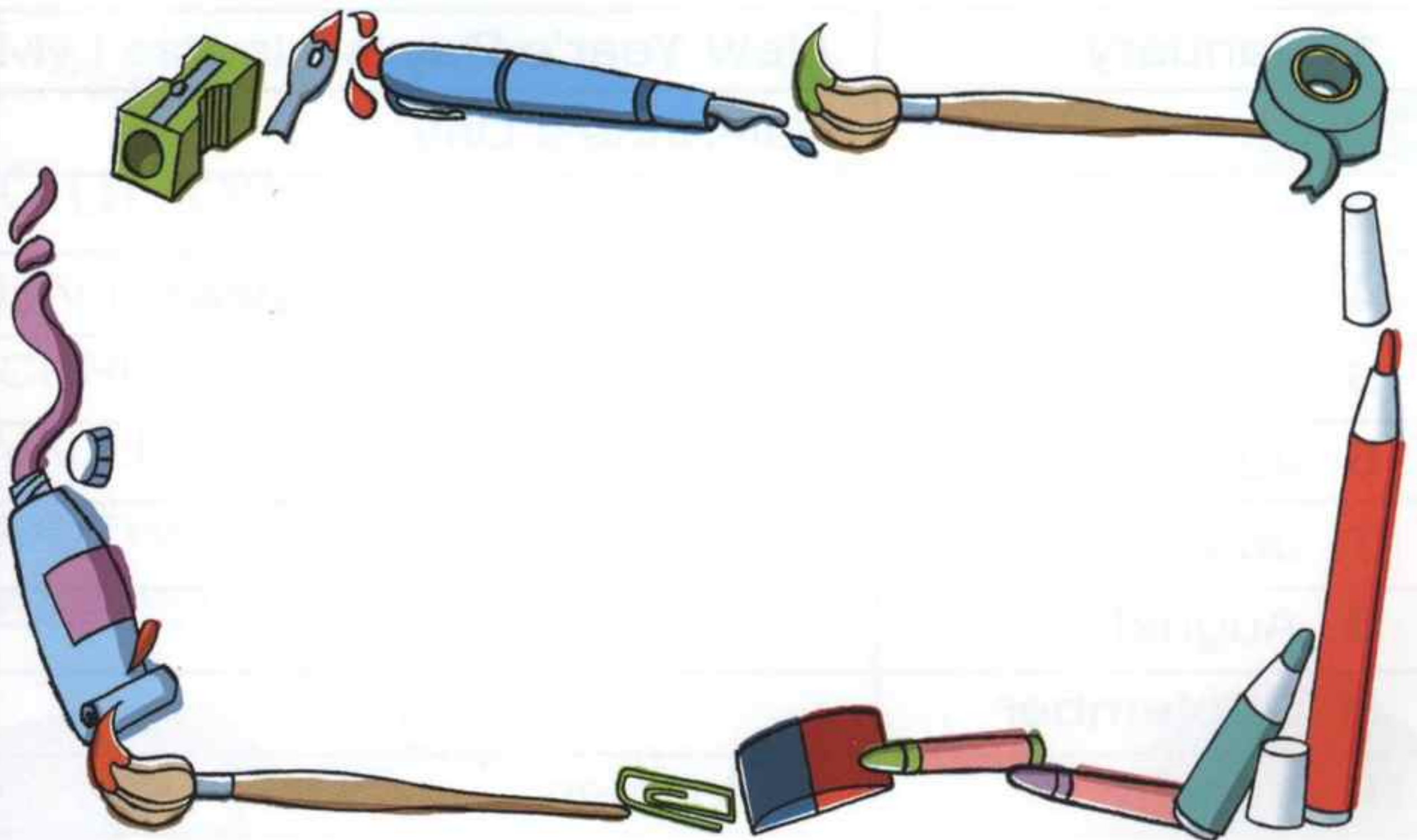
1	January	New Year's Day
2		Valentine's Day
3		Mother's Day
4		April Fool's Day / Easter
5	May	
6	June	
7	July	
8	August	
9	September	
10		Halloween
11		Guy Fawkes Night
12		Christmas / New Year's Eve

Birthdays

Birthdays are very special days. Everyone loves birthdays! When is your birthday?

Write the names of your favourite people. Example:	Write their birthdays here.
Ronaldo	23rd September

Now draw  a picture or stick  in a photo of you on your birthday.



My birthday is on

Birthday Magic!



Listen and read.

HAPPY BIRTHDAY!
LET'S PLAY THE BIRTHDAY
MAGIC GAME.



IT'S MY BIRTHDAY
TODAY!

HOW?

MULTIPLY YOUR
AGE BY 3.



$10 \times 3 = \dots$

NOW ADD 6.



$30 + 6 = \dots$

NOW
DIVIDE BY 3.



$36 \div 3 = \dots$

NOW
SUBTRACT 2.



$12 - 2 = \dots$

WOW! THAT'S FANTASTIC!
THE ANSWER IS 10 AND
I AM **10** YEARS OLD TODAY!



HAPPY
BIRTHDAY,
JAMES!



Now listen to James's birthday song.

Halloween

@4 Listen and read. Look for the Halloween characters!

1 How many witches are there at the party?

- a nine
- b eight
- c eleven

2 How many witches are flying on their broomsticks?

- a three
- b two
- c twelve



3 How many skeletons are there in the graveyard?

- a five
- b fifty
- c fifteen



4 How many ghosts can you see?

- a nine
- b eight
- c seven



5 Can you see the bats in the dark? How many are there?



- a thirteen
- b fourteen
- c fifteen

Count the witches , ghosts , spiders ,
Jack o'lanterns , bats , skeletons  and
owls !

Circle the correct answer.



6 There are lots of spiders in the picture. Can you find them all? How many are there?
a twenty-eight
b twenty
c nineteen

7 There are four Jack o'lanterns. What colour are they?
a red 
b orange 
c brown 

8 Where is the owl?
a on the tree
b under the tree
c behind the tree

@4 Now listen and check your answers.

Guy Fawkes Night

@5 Listen and read.


In England, 5th November is Guy Fawkes Night. Here is the story of Guy Fawkes.



IT IS 5TH NOVEMBER 1605.



KING JAMES I IS A PROTESTANT. HE DOESN'T WANT CATHOLICS IN HIS GOVERNMENT.



GUY FAWKES AND HIS FRIENDS ARE CATHOLICS. THEY ARE GOING TO BLOW UP PARLIAMENT AND THE KING.



THE SOLDIERS ARREST GUY FAWKES AND HIS FRIENDS. 'STOP! IN THE NAME OF THE KING, STOP!'

Colour it!


In England today children have bonfires  in the garden or go to organised firework  displays. They watch the beautiful fireworks exploding. Many children make a guy and burn it on top of the bonfire!

@6 Listen to the instructions and colour in the picture of Guy Fawkes Night.



Christmas

@7 Listen and sing!



I saw three ships come sailing in
on Christmas Day, on Christmas Day.
I saw three ships come sailing in
on Christmas Day in the morning.

And what was in those ships all three
on Christmas Day, on Christmas Day?
And what was in those ships all three
on Christmas Day in the morning?

There were toys and games
for you and me
on Christmas Day,
on Christmas Day.
There were toys and games
for you and me
on Christmas Day
in the morning.

Can you find Father Christmas?

Christmas Presents

@8 Listen and read. What are the children's presents?




Put the words into the sentences.

skateboard walkman football pair of skis

- 1 Paul likes football.
His Christmas present is a
- 2 Julie likes skiing.
Her Christmas present is a
- 3 Bob likes reggae.
His Christmas present is a
- 4 Sally likes skateboarding.
Her Christmas present is a

@8 Now listen and check your answers.


Christmas Snowman




a bobble hat



b bowler hat



c baseball cap




t stripy scarf




s spotted scarf



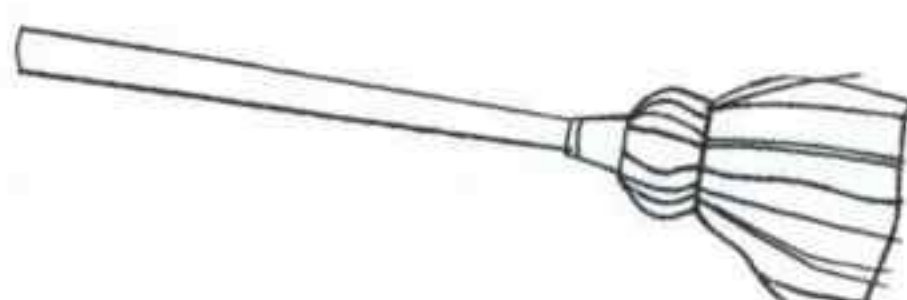
r patterned scarf



q glasses



p ribbon



o broom



n gloves

@9 First, listen and repeat the words. Point to each picture around the page as you hear the word.

@10 What's David's snowman like? Listen and tick (✓) the correct box.

1

A ☐



B ☐



C ☐



2

A ☐



B ☐



C ☐



3

A ☐



B ☐



C ☐



4

A ☐



B ☐



C ☐



Now listen again and check your answers.

Make a Christmas Card



d eyes of coal




e eyes of stone



f buttons

@11 Listen to the instructions.
See cut-out pages C to D.



1 CUT OUT THE SNOWMAN CARD WITH YOUR SCISSORS.



2 GLUE PIECES OF COTTON WOOL ONTO THE SNOWMAN.



3 COLOUR THE DRAWINGS...



4 ...AND CUT THEM OUT.



5 NOW GLUE ON YOUR CUT-OUTS.



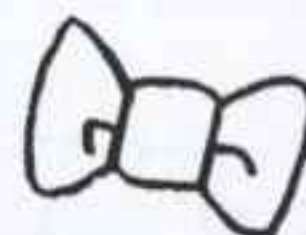
6 WRITE YOUR MESSAGE: HAPPY CHRISTMAS!



g nut buttons



h mouth



i bow tie



j tie



m carrot nose



l potato nose



k tomato nose

New Year's Eve



Listen and read.

The evening and night between the old year and the new year, December 31st and January 1st, is called New Year's Eve. On New Year's Eve people have parties. They sing and dance! They wear party hats and throw streamers and at midnight, they join hands in a circle and sing 'Auld Lang Syne'.



Circle the correct answer.


- 1** The last evening of the year is:
a Christmas Eve
b New Year's Eve
c Eve's birthday



- 2** New Year's Eve is the evening and night between:
a December 1st and January 1st
b December 31st and January 31st
c December 31st and January 1st

3 The New Year starts:





- a at midday 
- b at midnight 
- c at the party



@12 Listen for the correct answers.


The New Year Magic Rocket

@13 Listen to the instructions.


You need: a small piece of card , crayons , a cup  and a tall glass of water .



1 Draw a rocket on a small piece of card.




2 Stand the drawing up against a cup on the table , with the rocket pointing to the right. 



3 Put a tall glass of water in front of the drawing.



4 Look through the glass and... MAGIC! The rocket is now pointing to the left! 

Valentine's Day

When is Valentine's Day?

Here is the date:
seven + nine - two =

Here is the month:
It has 8 letters. It is between
the first and the fourth
months. It is the shortest
month of the year. It's

Valentine's Day
is on the...

__th____

Who is your Valentine? Tick (✓) the correct answer.

My mum
My dad
My aunt
My uncle
My teacher

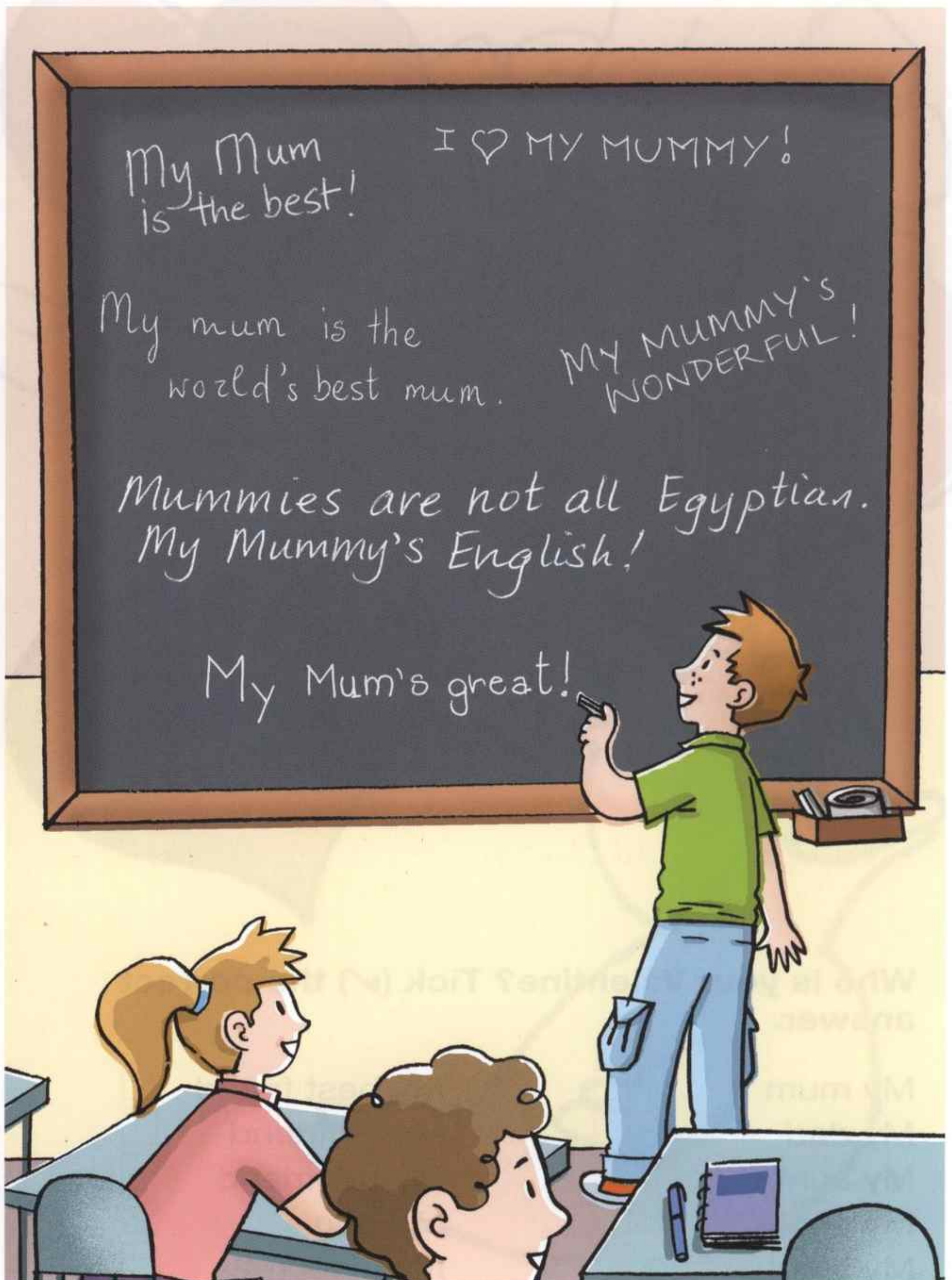
☐
☐
☐
☐
☐

My best friend
My girlfriend
My boyfriend
My dog
It's a secret!

☐
☐
☐
☐
☐

Mother's Day

Write a message to your Mum on the board!



April Fool's Day

@15 Listen and read.

1st April is a FUNNY day!

You can play jokes on your friends.

You can play jokes on your mum and dad.

You can play jokes on your brothers and sisters.

You can play jokes on your teachers!!!




A joke for your teacher:

1 Point up to the sky.



2 Tell all your friends to look up at the sky.



3 Say: 'WHAT IS IT?
IS IT A BIRD? 
IS IT A PLANE? 
IS IT SUPERMAN?' 



4 Tell all your friends to say, 'WHAT IS IT?'
'WHAT IS IT?'



5 Say: 'WHAT IS IT?
IS IT A BIRD?
IS IT A PLANE?
IS IT SUPERMAN?'



6 Your teacher looks up into the empty sky and says: 'WHAT IS IT?'



7 Tell your teacher, 'IT ISN'T A BIRD!
IT ISN'T A PLANE. IT ISN'T SUPERMAN!
IT'S APRIL FOOL'S DAY!'



A joke for your friends

@16 Listen and read. Write funny things in English and stick them on your friends' backs!



1 Cut the paper into rectangles.



2 Write your message.



3 Put on some sellotape.

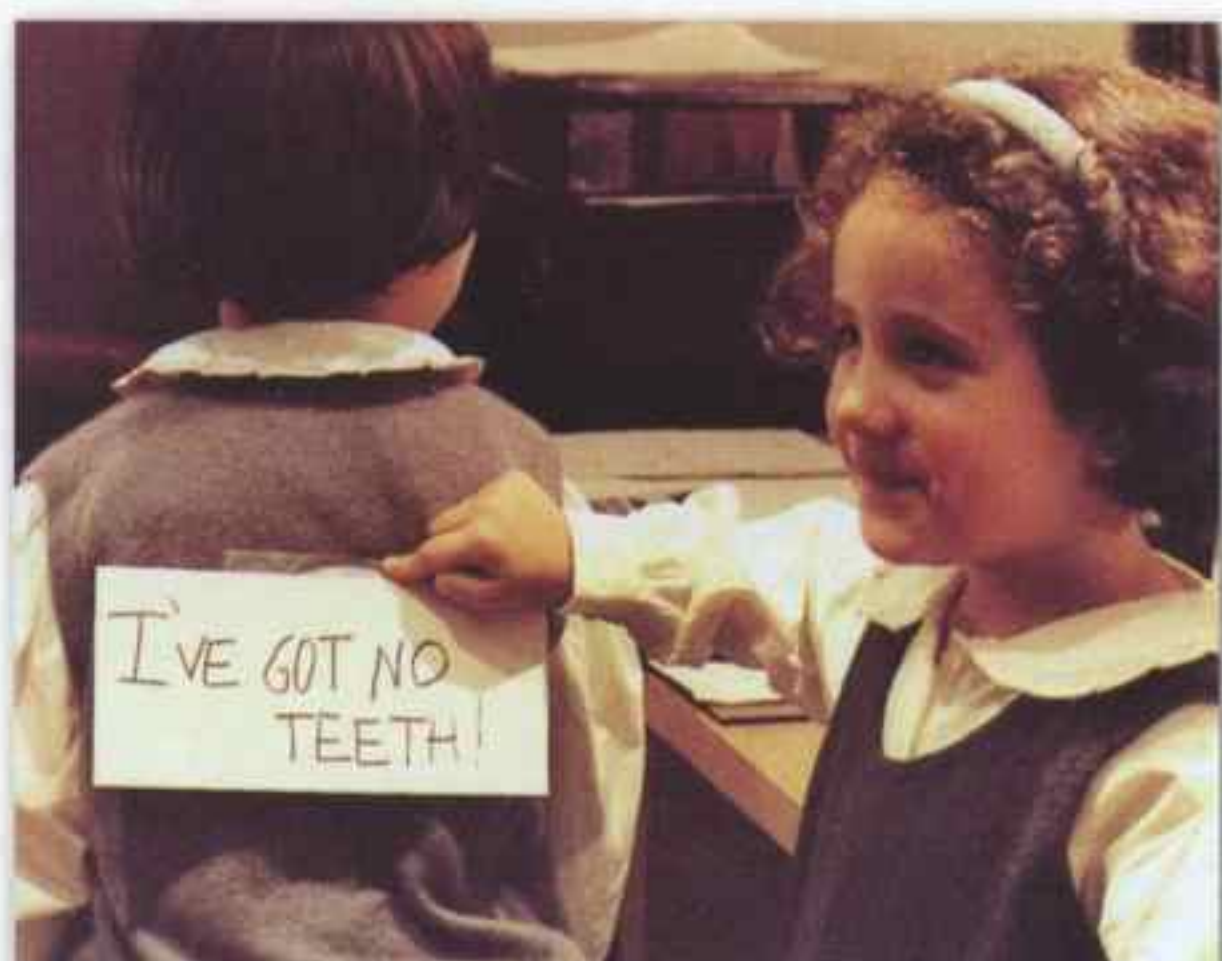
You can write:



I am silly!




I like eating snakes!






Easter

@17 Listen and read.

Hunt the Easter eggs. In England on Easter Sunday mums and dads hide the children's Easter eggs in the garden! When the children wake up in the morning, they go out into the garden to look for their Easter eggs! 🥚



@18 Listen and read.

Today is Easter Sunday. Paula , Frankie  and Dennis  are looking for their Easter eggs in the garden.

Paula's eggs have a 'P' on them, Frankie's eggs have an 'F' on them and Dennis's eggs have a 'D' on them.

Can you find all the eggs?



When you find them, draw them in the children's baskets. 

- a** How many Easter eggs does Paula have?
- b** How many Easter eggs does Frankie have?
- c** How many Easter eggs does Dennis have?

@18 Listen for the correct answers.


Easter Maze


The Easter bunny can't find his basket of eggs. Help him find them!



Fun and Games


Read the information, find the festival and complete the crossword!





- 1 The last evening of the year.
- 2 
- 3 A big festival in December.
- 4 We all have a
- 5 You can see witches, ghosts and bats on this day!
- 6 A special day for our mums.
- 7 When children look for eggs in the garden.






Board Game

Play the festivals game with your friends!






You need: 1 or 2 friends, a dice , counters   .

 go forward  go back



What's your favourite festival?

Draw  a picture or stick  in photos of your favourite festival(s).





More Festival Fun

@19 Look at the contents page and find the names of the festivals in the word square. There are nine words!



@19 Listen to the words.



My Festival Calendar

Write your favourite festivals from this book in the table.

Then write in your favourite festivals from your country or region.

	Festival	Date	Do you give presents?	Do you eat special food?	Do you do something special?
January					
February					
March					
April					
May					
June					
July					
August					
September					
October					
November					
December					

Editor: Robert Hill
Design and art direction: Nadia Maestri
Computer graphics: Sara Blasigh
Illustrations: Alfrebo Belli, Laura Scarpa, Stefano Tognetti
Picture credits: Cideb Archives

© 2007 Black Cat Publishing,
an imprint of Cideb Editrice,
Genoa, Canterbury


First edition: March 2007

All rights reserved. No part of this book may be reproduced, stored in a retrieval system, or transmitted, in any form or by any means, electronic, mechanical, photocopying, recording or otherwise, without the written permission of the publisher.

We would be happy to receive your comments and suggestions, and give you any other information concerning our material.

editorial@blackcat-cideb.com

www.blackcat-cideb.com / www.cideb.it



ISBN 978-88-530-0708-7 Book

Printed in Italy by Litoprint, Genoa



MAKE A HALLOWEEN MOBILE!

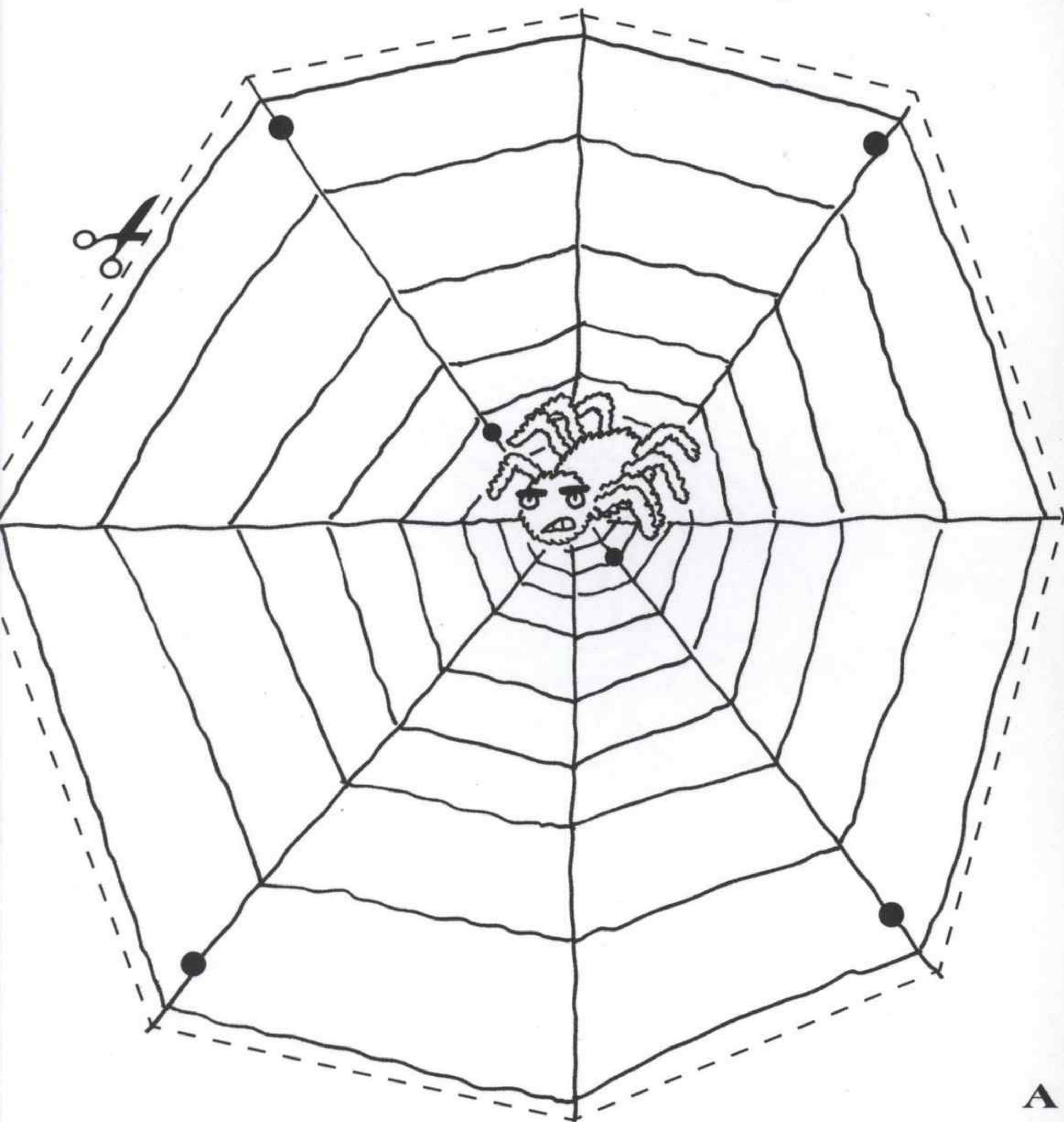
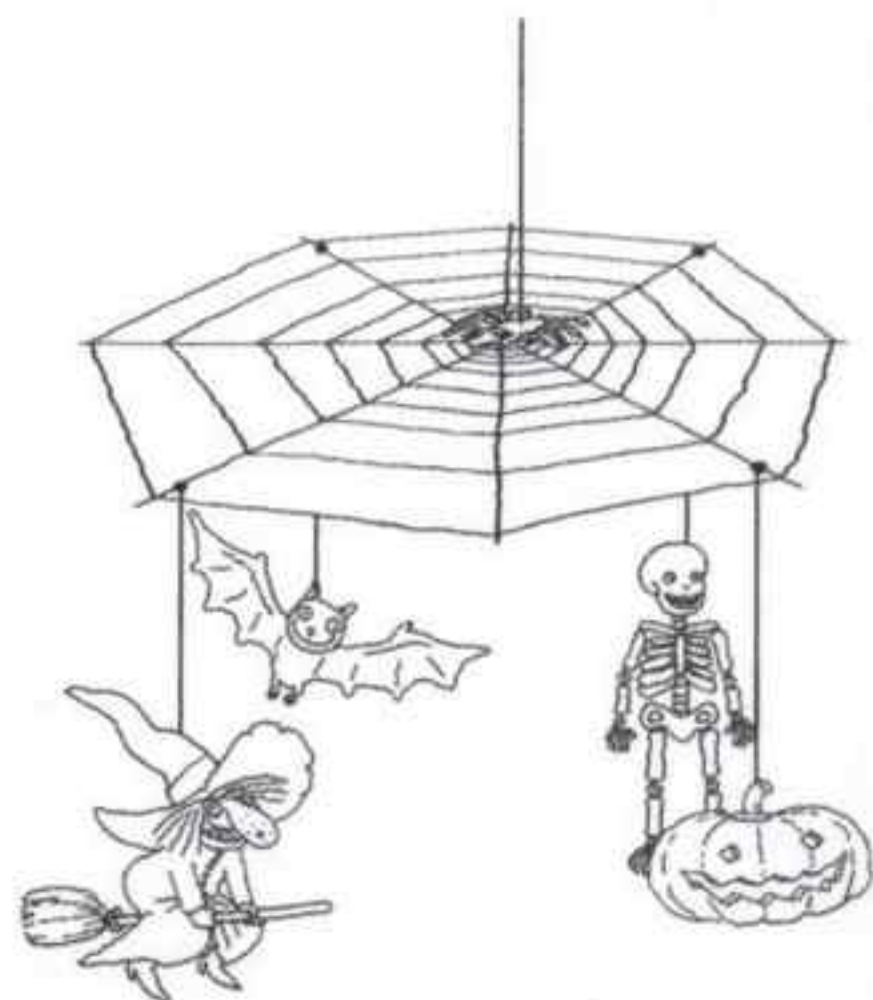
1 Colour the pictures from cut-out pages A-B.

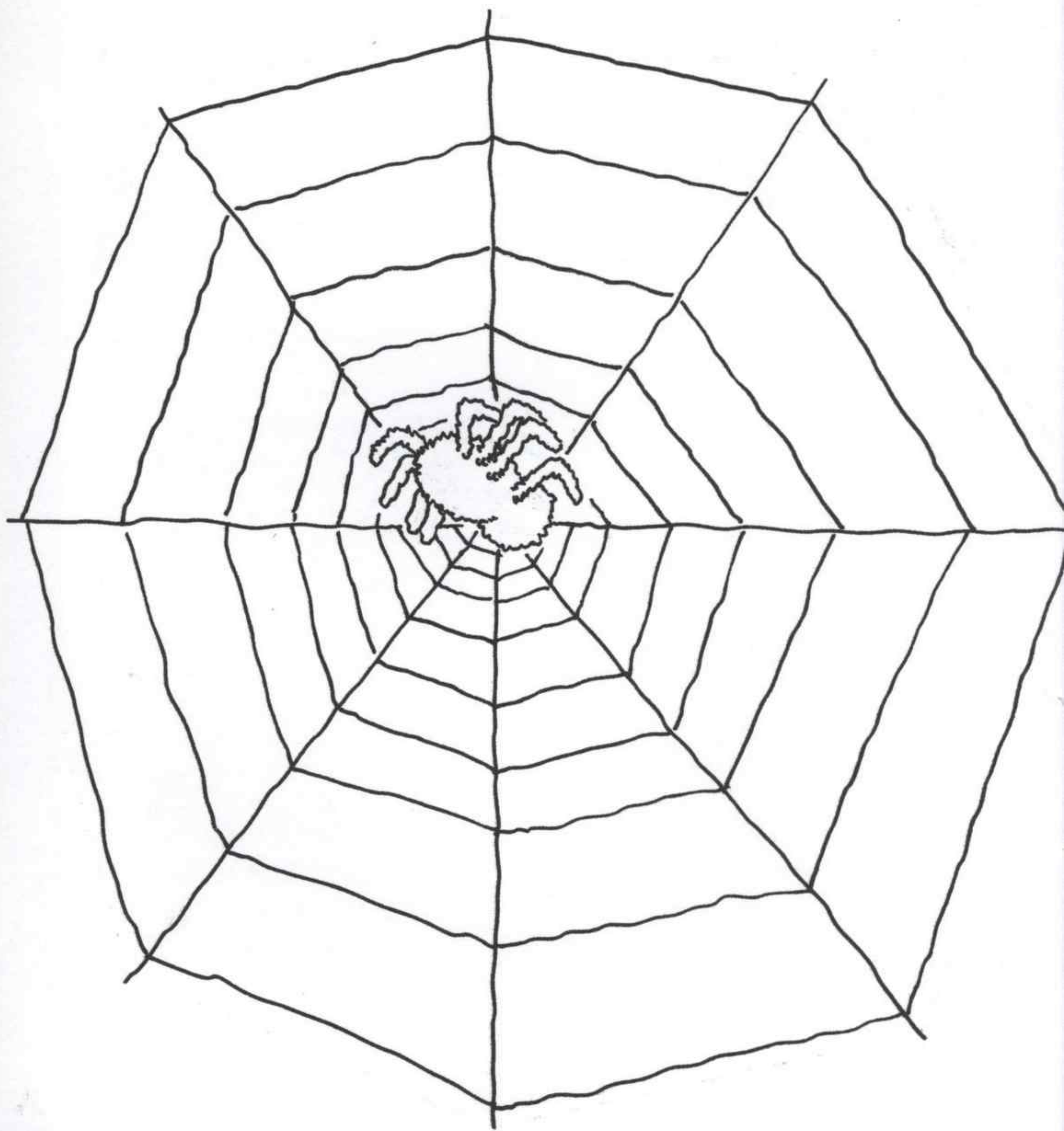


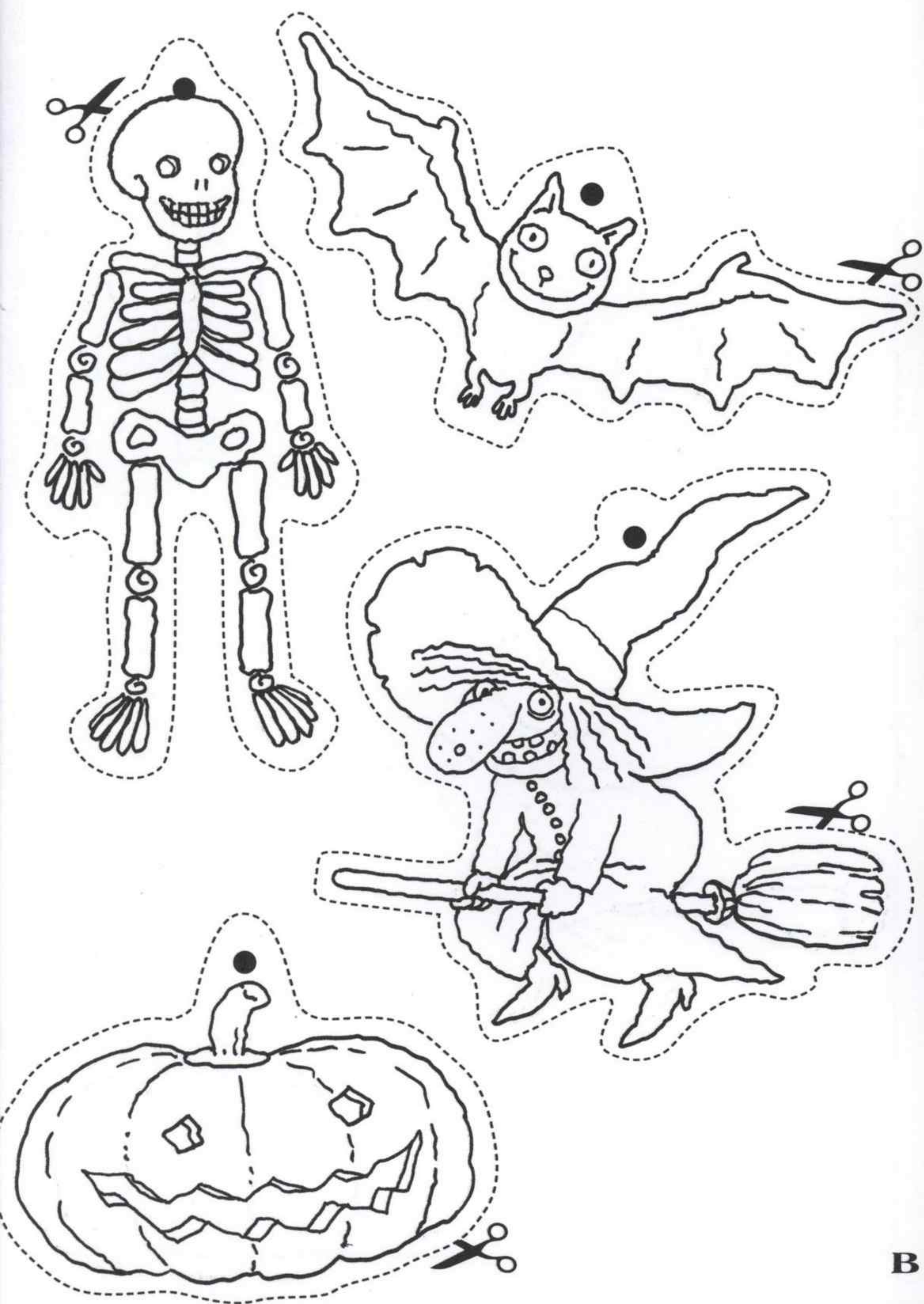
2 Cut out the pieces.

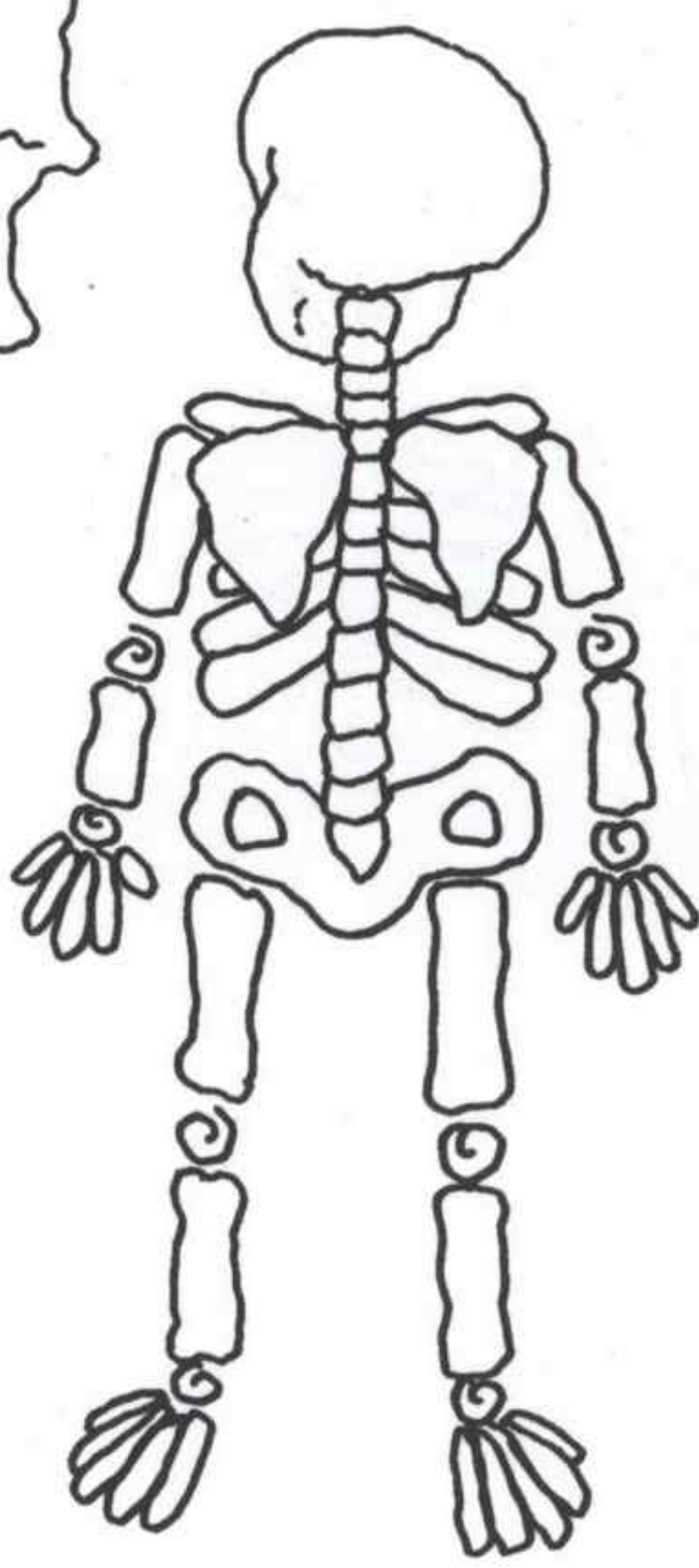


3 Hang the characters from the spider's web.





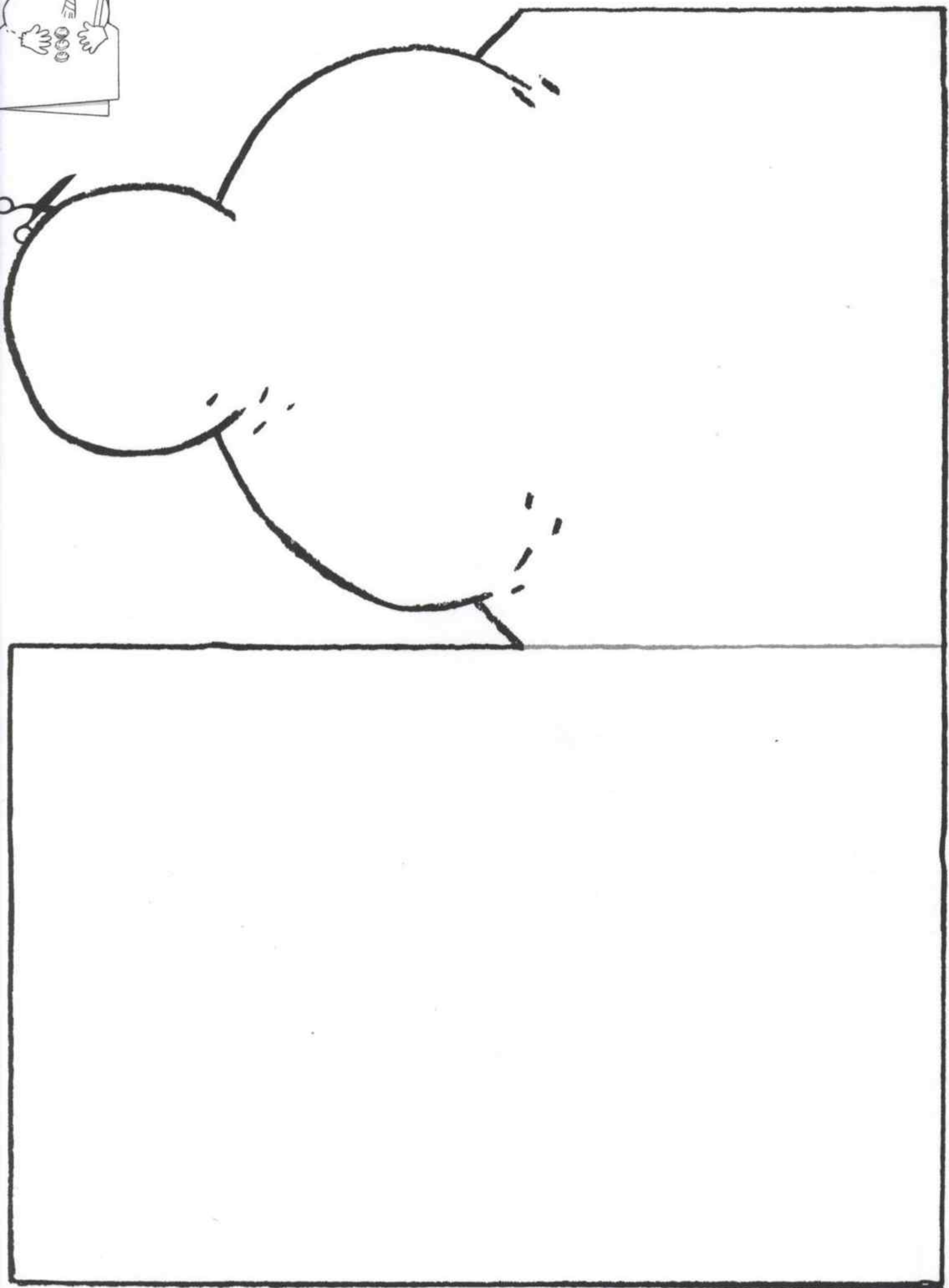


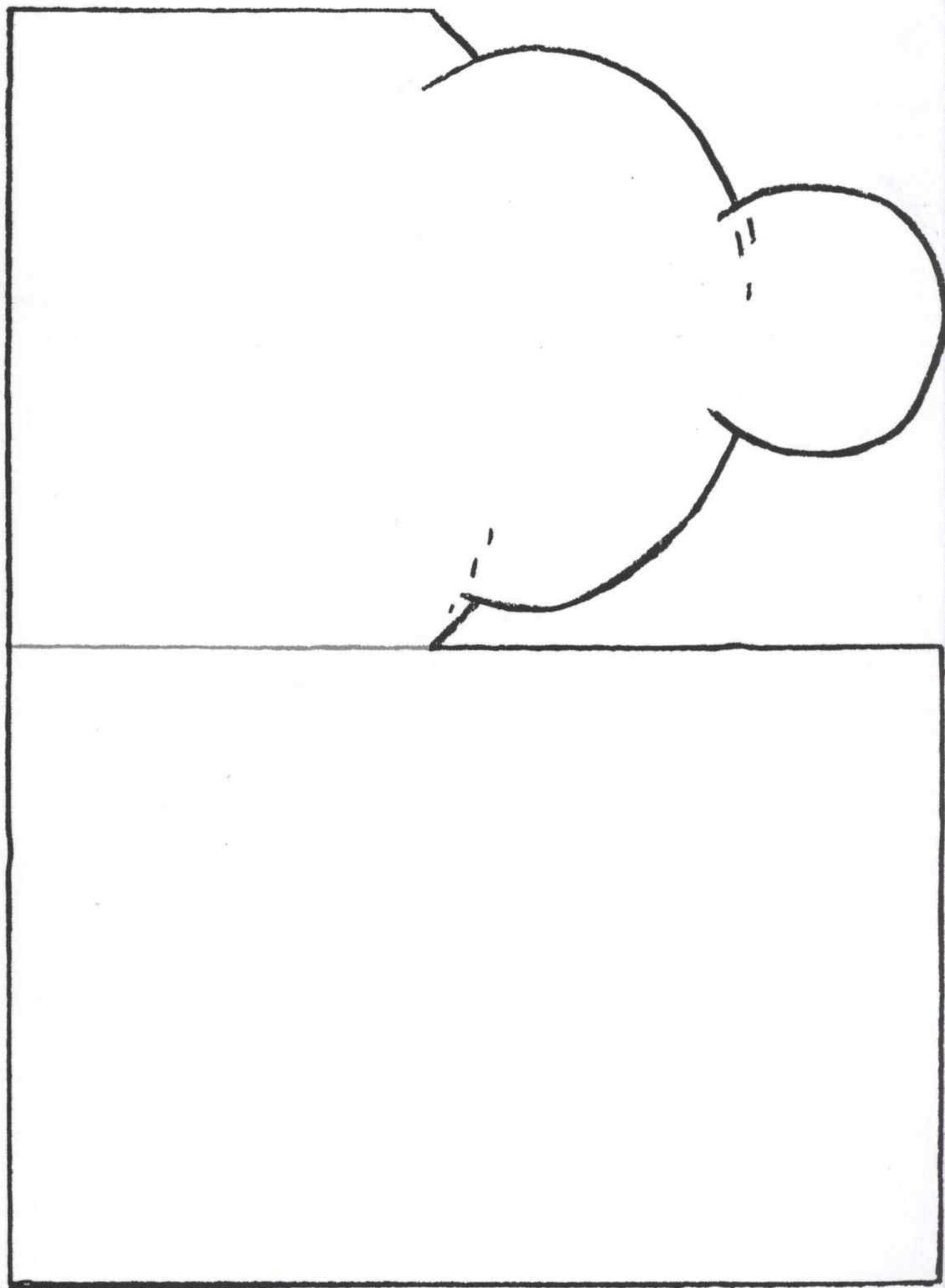


MAKE A CHRISTMAS CARD




See the instructions on page 13.



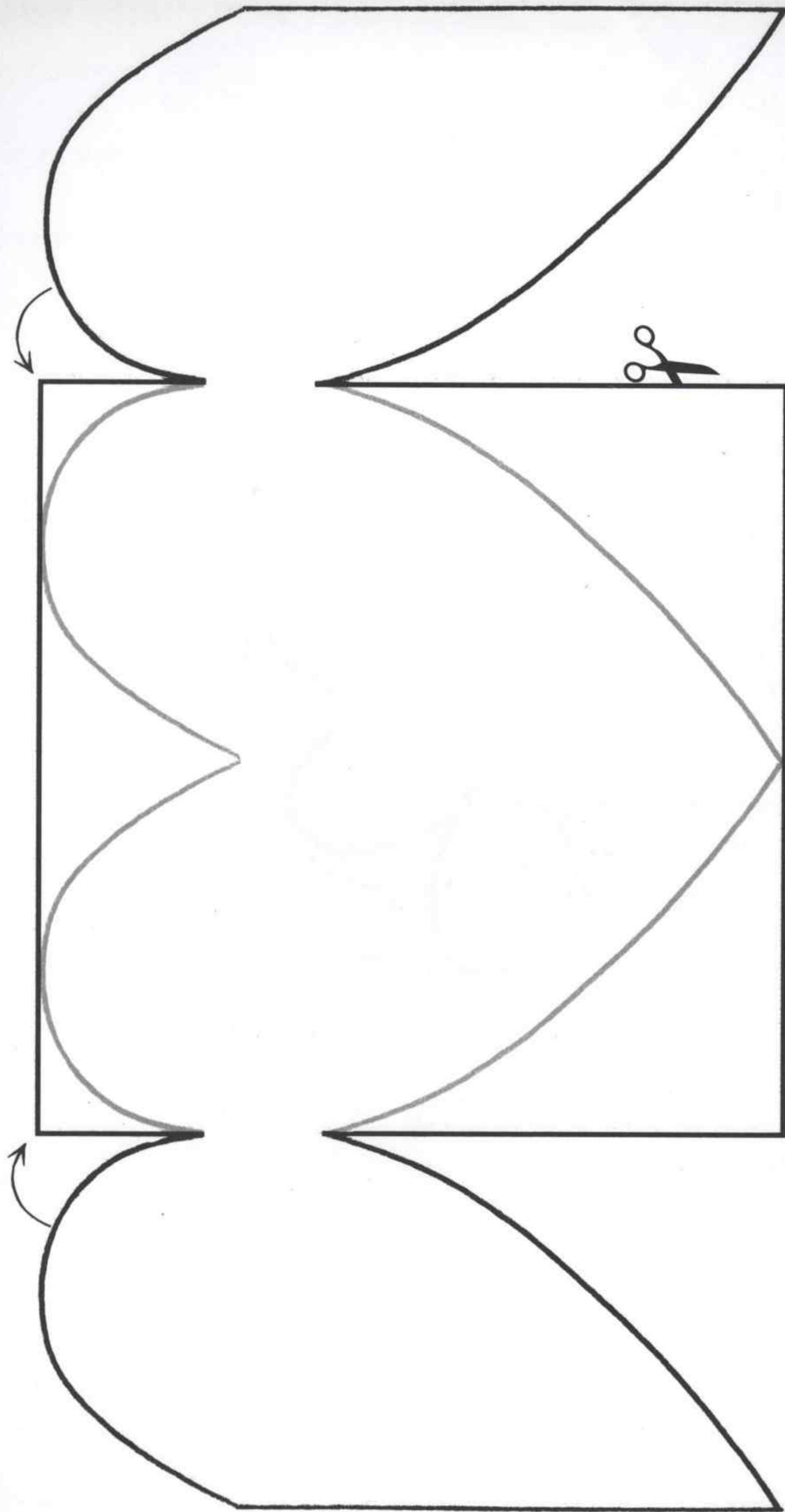







1 Draw on the card and colour it as you like.

2 Cut out — and fold — the card.





MAKE A DAISY CHAIN FOR YOUR MUM!




Colour the flowers.







Cut out the flowers.



Join the flowers together.





MAKE AN EASTER MOBILE!

Colour the pictures from cut-out pages G-H.




Cut out the pictures.



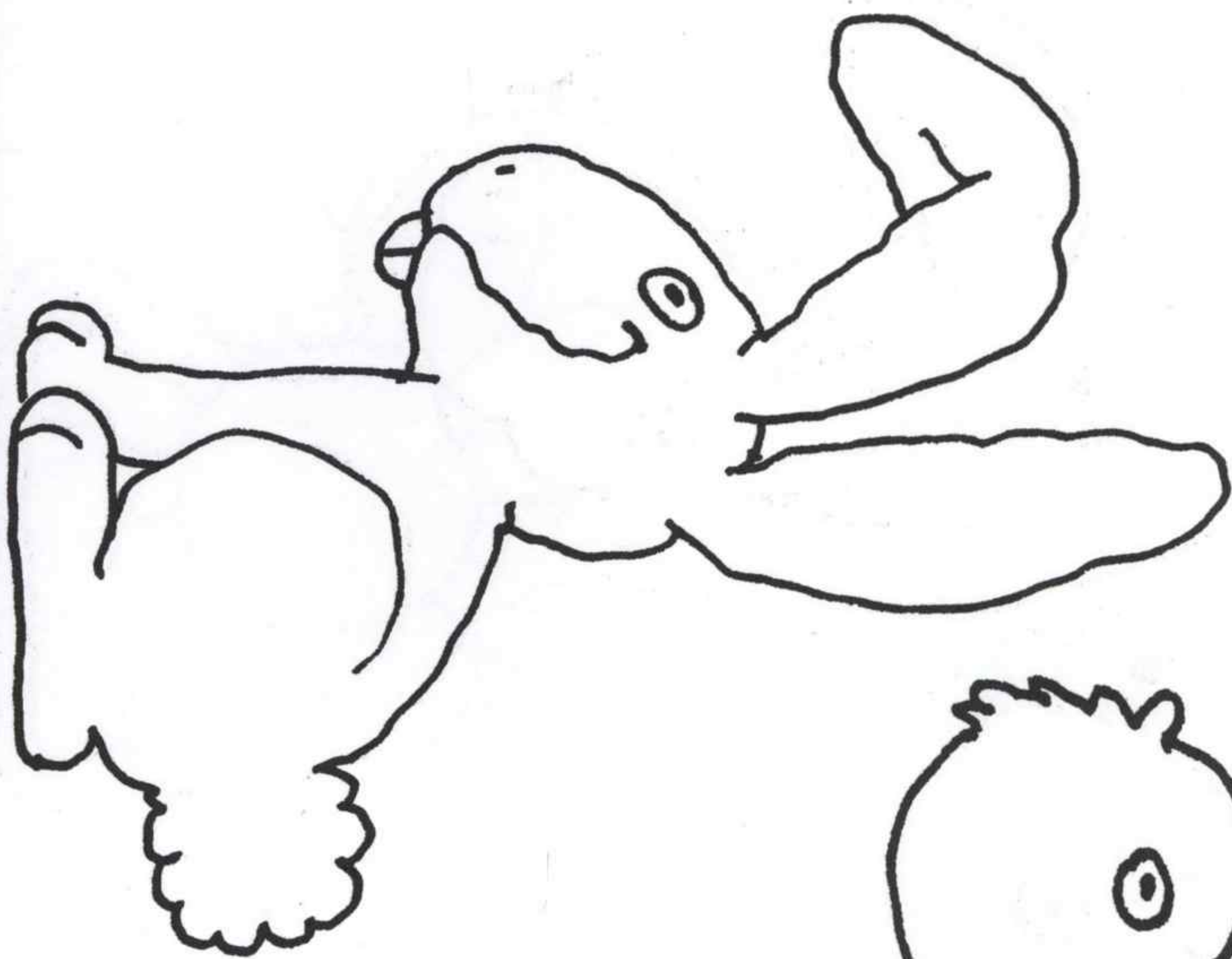



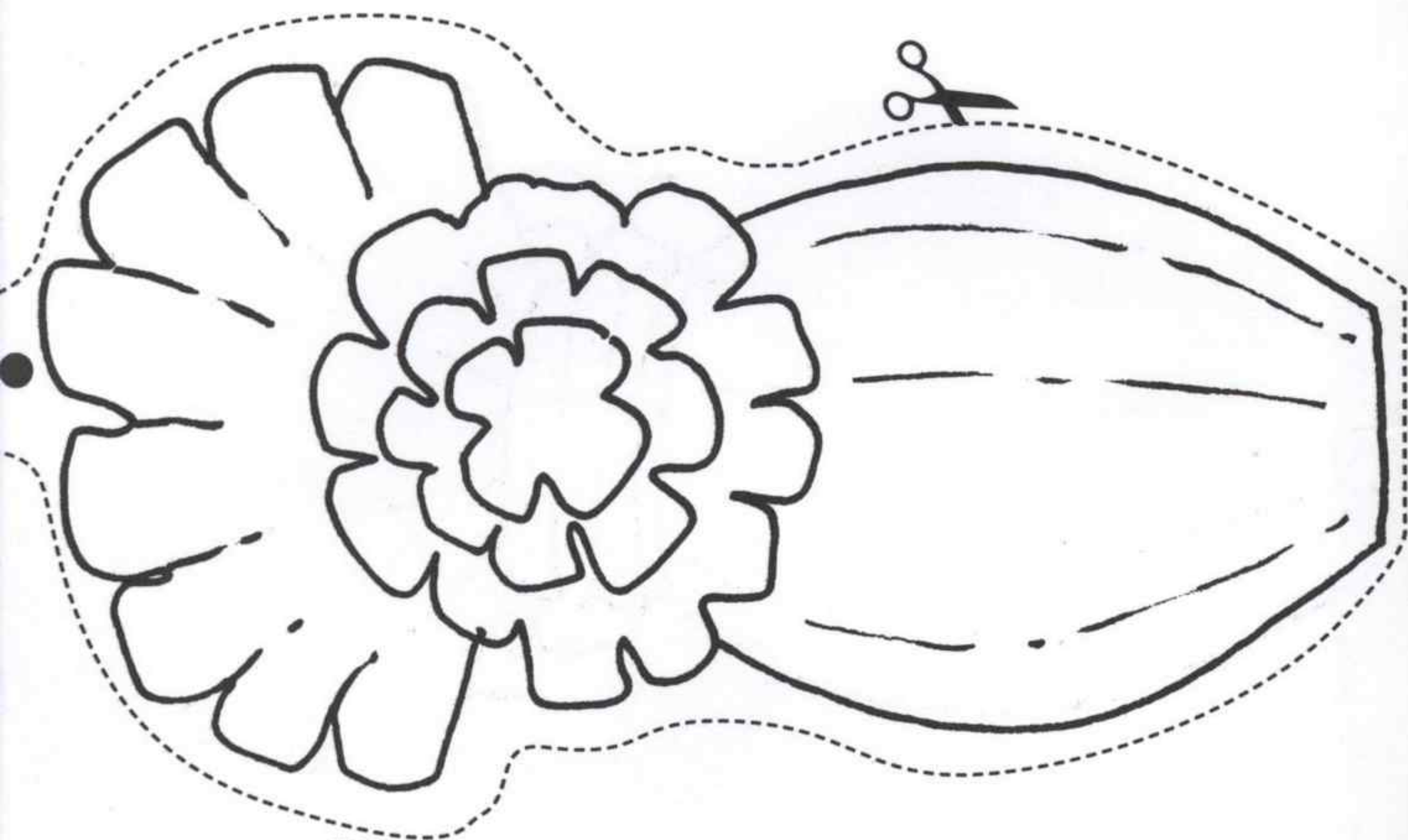
Take 2 straws.


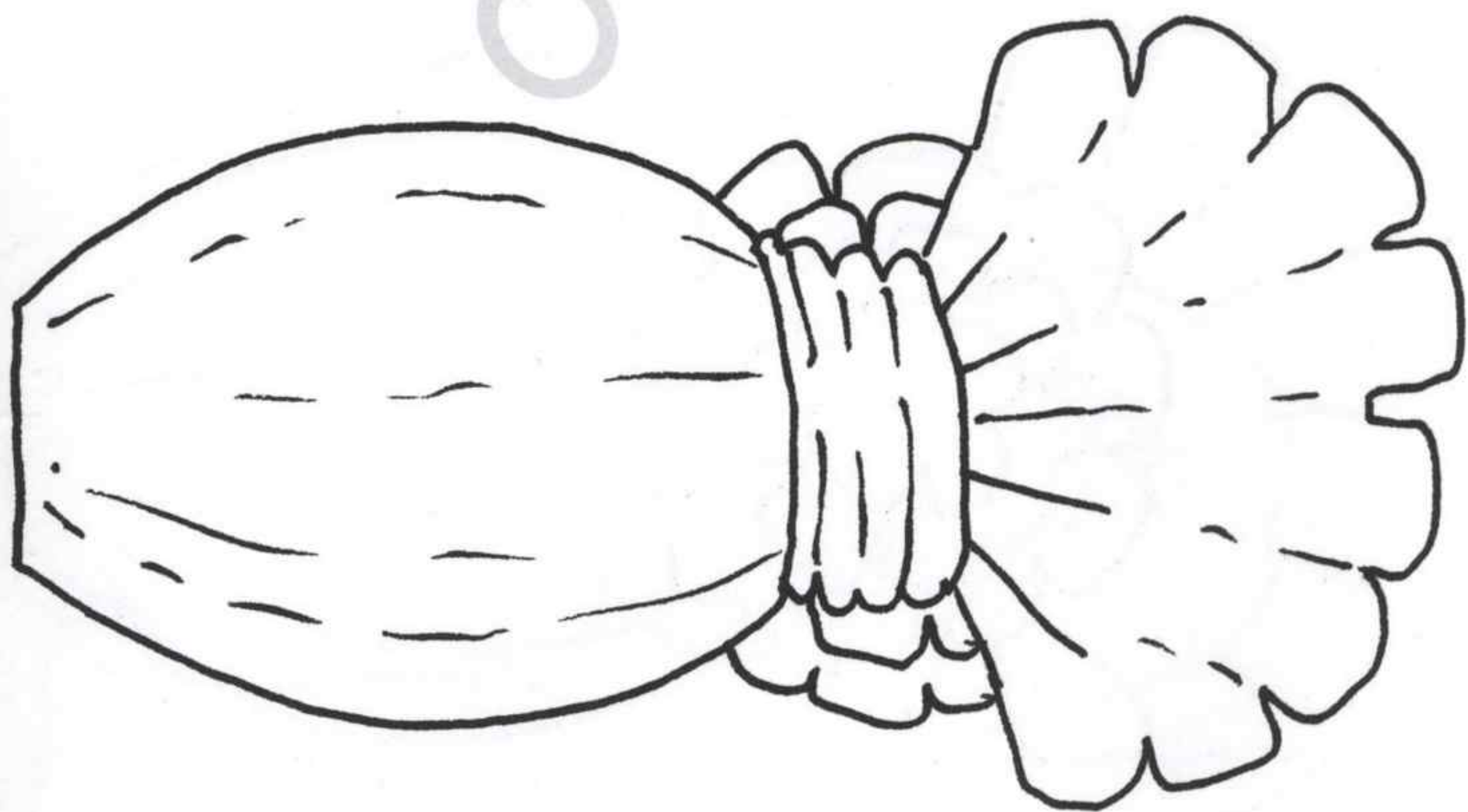


Hang the pictures from the straws.











Festivals! is a fun language experience where children can find out about some popular cultural festivals around the English-speaking world.

Special features:

- clear illustrations and pictures make understanding easy
- subject areas like basic science, mathematics and music are integrated into the activities and games
- songs, games and cut and stick activities make learning fun
- an audio recording of the text and the activities is downloadable free of charge from the Black Cat website: www.blackcat-cideb.com

ISBN 978-88-530-0708-7



9 788853 007087

This volume without the side coupon is to be considered a sample copy not for sale.

Ruth Hobart
Festivals!
ISBN 978-88-530-0708-7
BLACK CAT PUBLISHING
CIDEB



Level 1

Level 2

Level 3

Level 4

Level 5